

REMOTE CONTROL

- ✓ Multifunctional
- ✓ Proportional
- ✓ LCD Screen
- ✓ Spare battery
- ✓ Alarm & error diagnostic



HYDRAULIC JIB

- ✓ Hook or winch mode
- ✓ 3300 lb MAX capacity
- ✓ 87'7" MAX height
- ✓ Stored on board & easy to install



MAIN BOOM



- ✓ 17600 lb MAX capacity
- ✓ 64'8" MAX height
- ✓ 4 hydraulic extensions chain
- ✓ High-resistance steel

LITHIUM BATTERY POWERED



- ✓ 96 V, 400 Ah
- ✓ Can operate while charging
- ✓ Three-phase 20kW electric engine

SPECIAL FEATURES

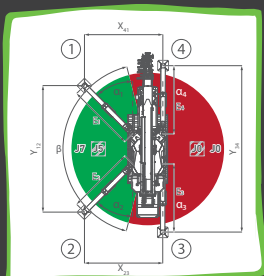


- ✓ Virtual Walls
- ✓ 360° 4400 lb Pick&Carry
- ✓ All accessories on board
- ✓ Self-diagnostic system
- ✓ Variable displacement pump

360° ENDLESS ROTATION

OUTRIGGERS

- ✓ 5 different stability levels
- ✓ Self-levelling system
- ✓ 0 - 45° full range angle & telescopic



WINCH



- ✓ Up to 410'1" rope
- ✓ 3300 lb single line
- ✓ Up to 6 falls
- ✓ Pulley heads and pulley block on board

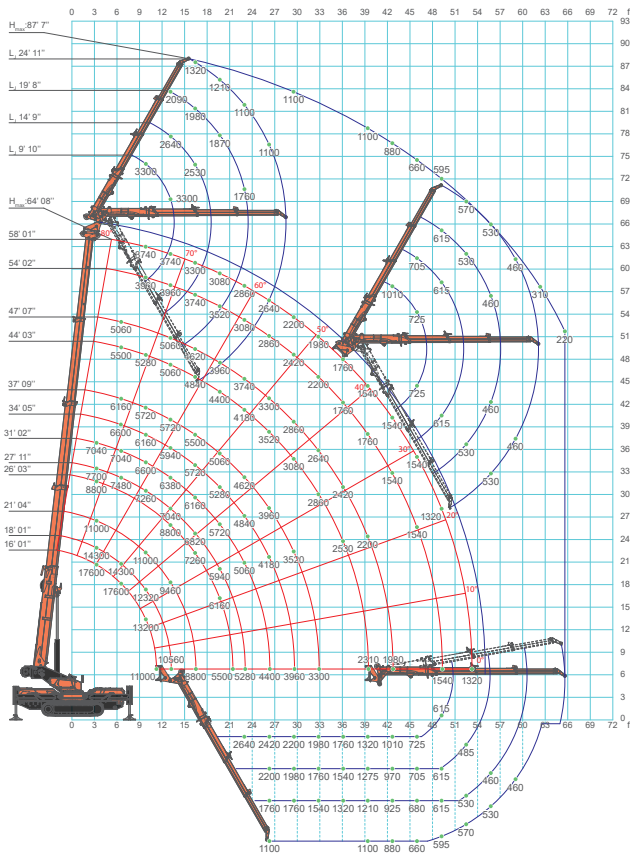
TRACKS

- ✓ Hydraulically extendible
- ✓ White or black tracks





LOAD CHART



SCAN FOR MORE TECHNICAL DATA

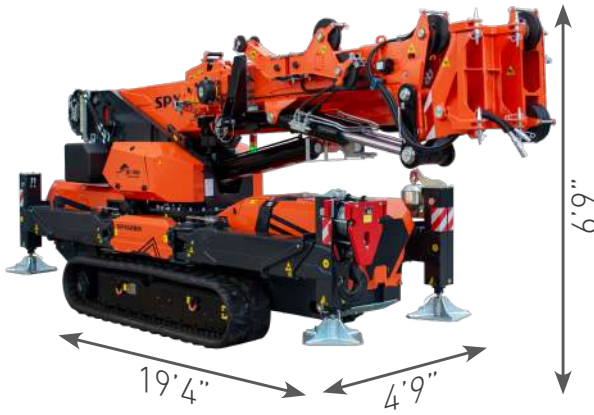


lb	
SPX1280	20723*
Hydraulic Jib	1488

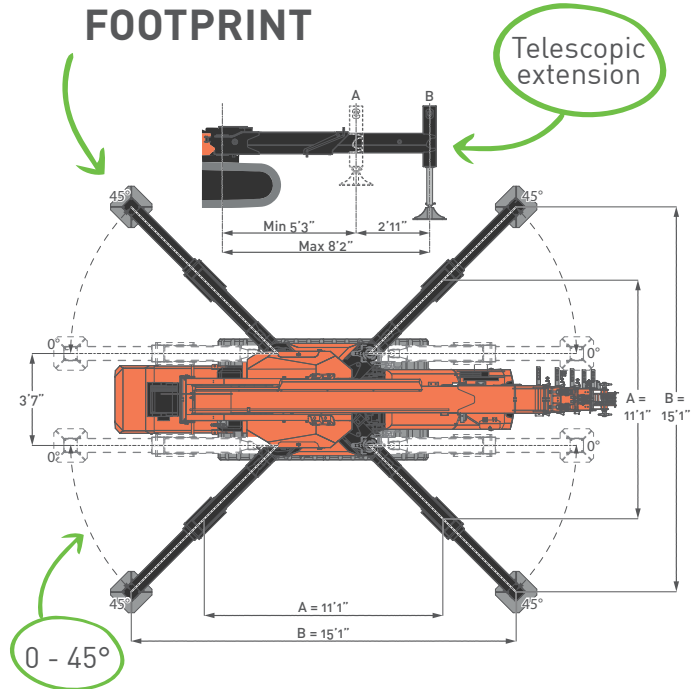
* 3307 lb counterweight included



DIMENSIONS



FOOTPRINT



ACCESSORIES

JVM800-R
1760 lb glass manipulator

3300 lb Hydraulic JIB
Stored on board

RUNNER JIB
7716 lb hook or 6614 lb pulley



LUFFING JIB
3300 lb