



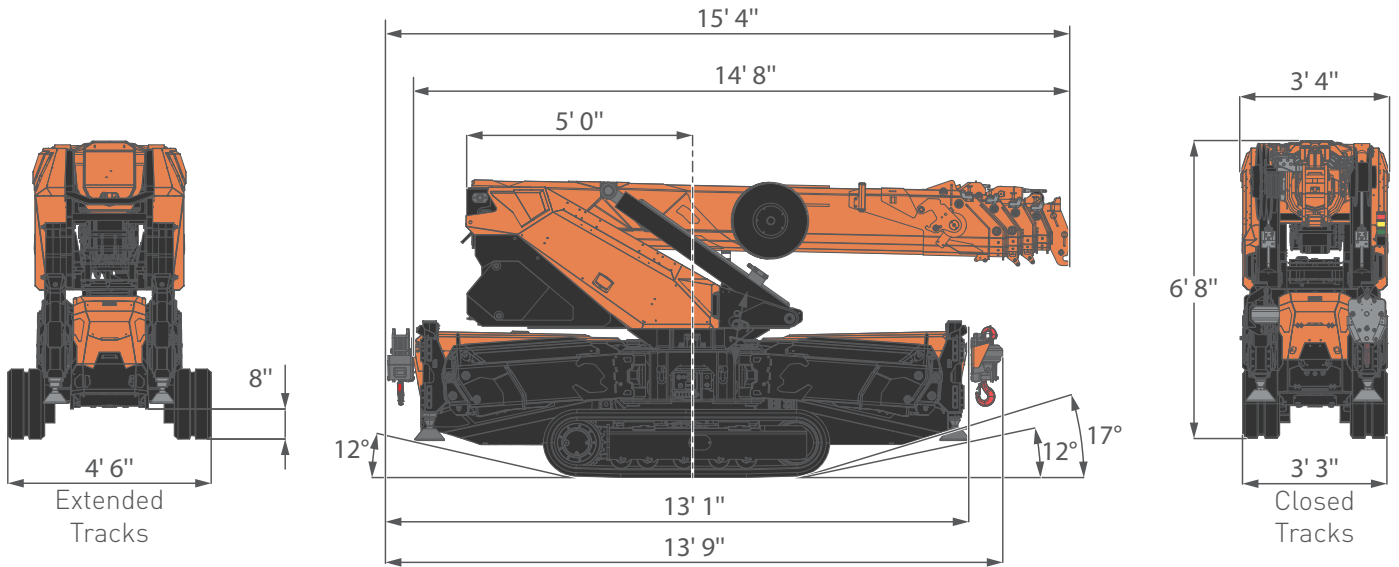
Technical Data

Specification & Capacities

SPX650

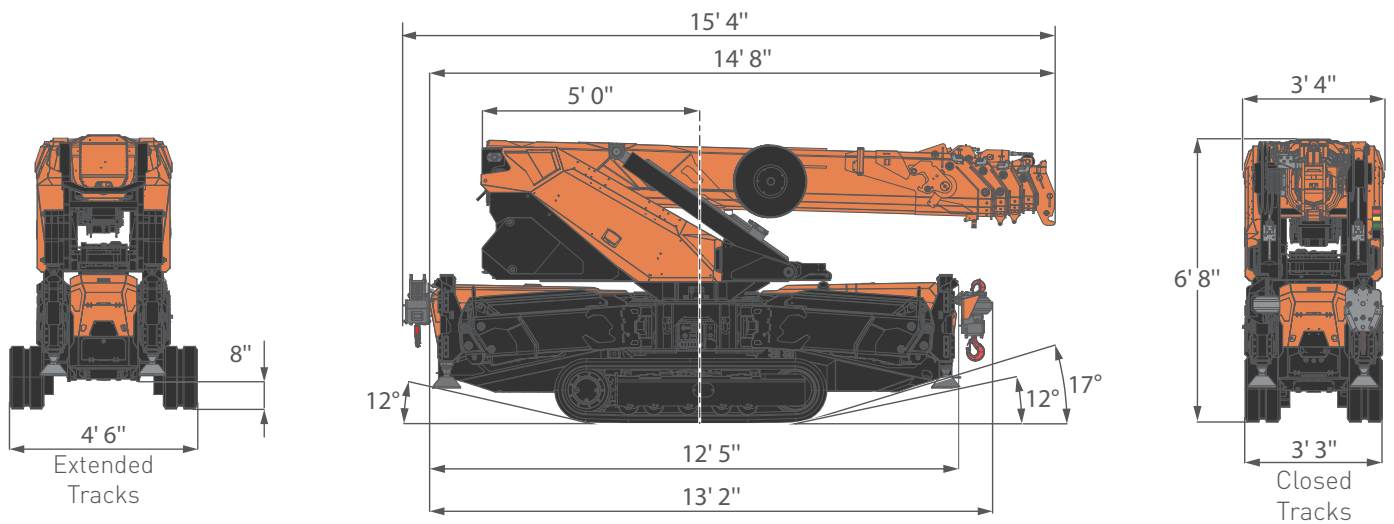
OVERALL DIMENSIONS

SPX650CL-2



OVERALL DIMENSIONS

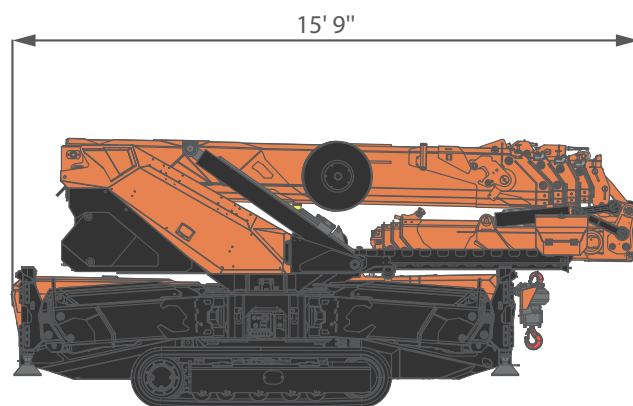
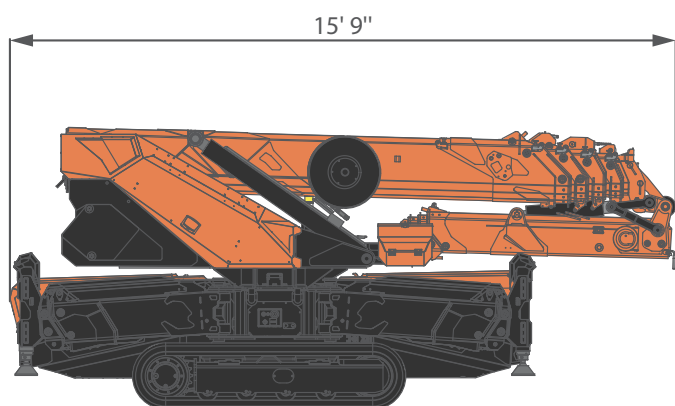
SPX650CDH



OVERALL DIMENSIONS
JIB MOUNTED ON MAIN BOOM

SPX650CL-2

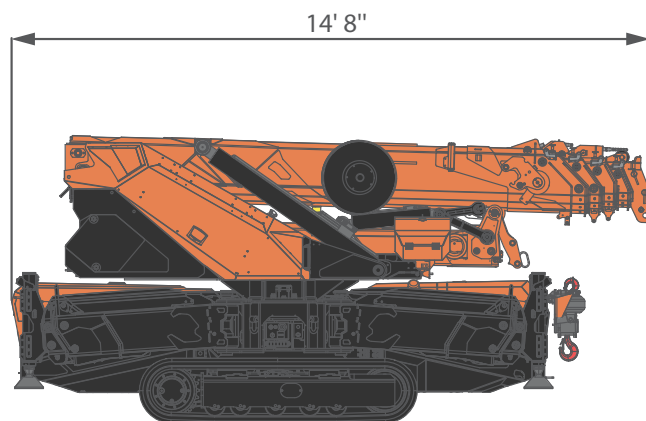
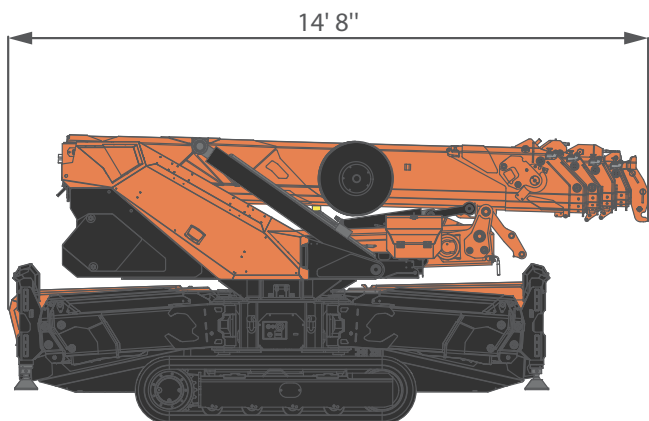
SPX650CDH



OVERALL DIMENSIONS
JIB STOWED ON THE COLUMN

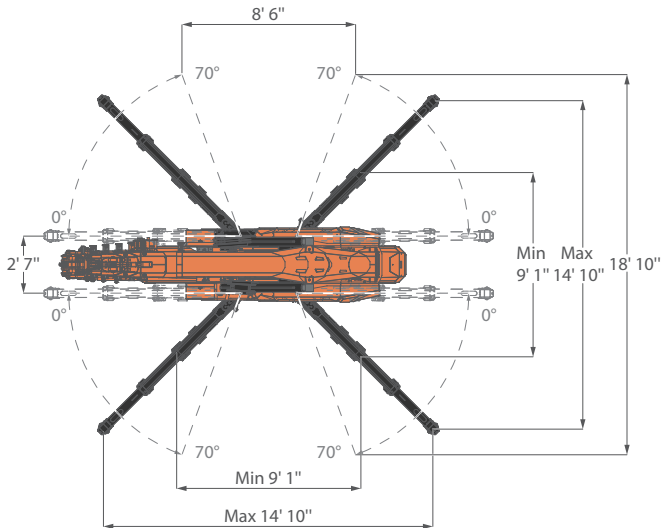
SPX650CL-2

SPX650CDH

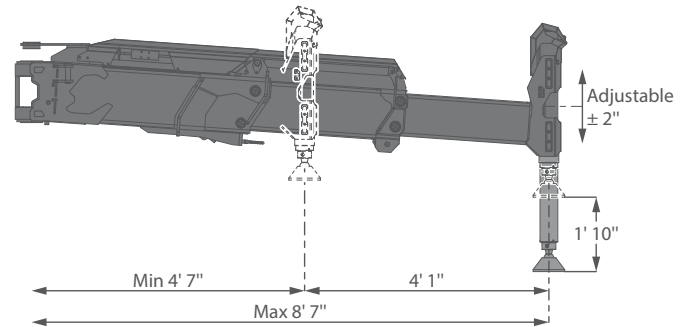


OVERALL DIMENSIONS

STABILITY DIMENSIONS



JIB TILTING PULLEY HEAD



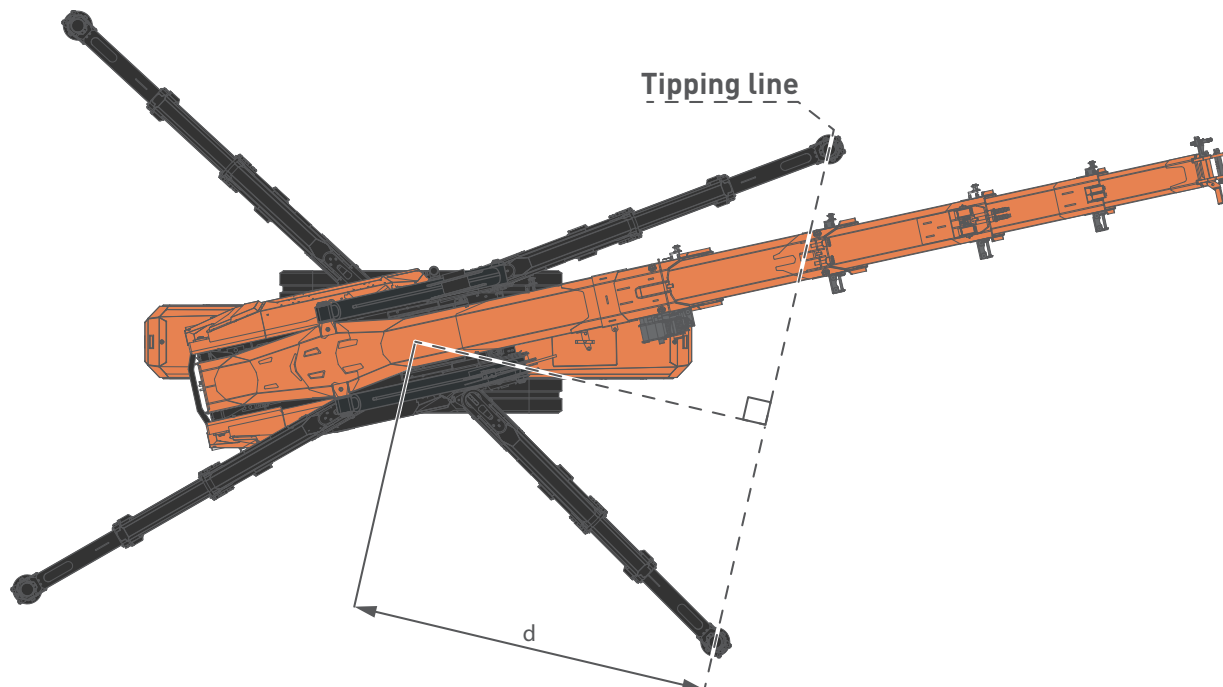
CRANE PERFORMANCE

	d = 3' 7"	d = 4' 5"	d = 5' 6"	d = 6' 1"	d = 7' 5"	d = 8' 6"	
CRANE PERFORMANCE						J7	
					J5	J6	
			J3	J4			
		J2					
	J1 - PICK & CARRY						
	J0 - No LIFTING CAPACITY						
STABILITY AREA							

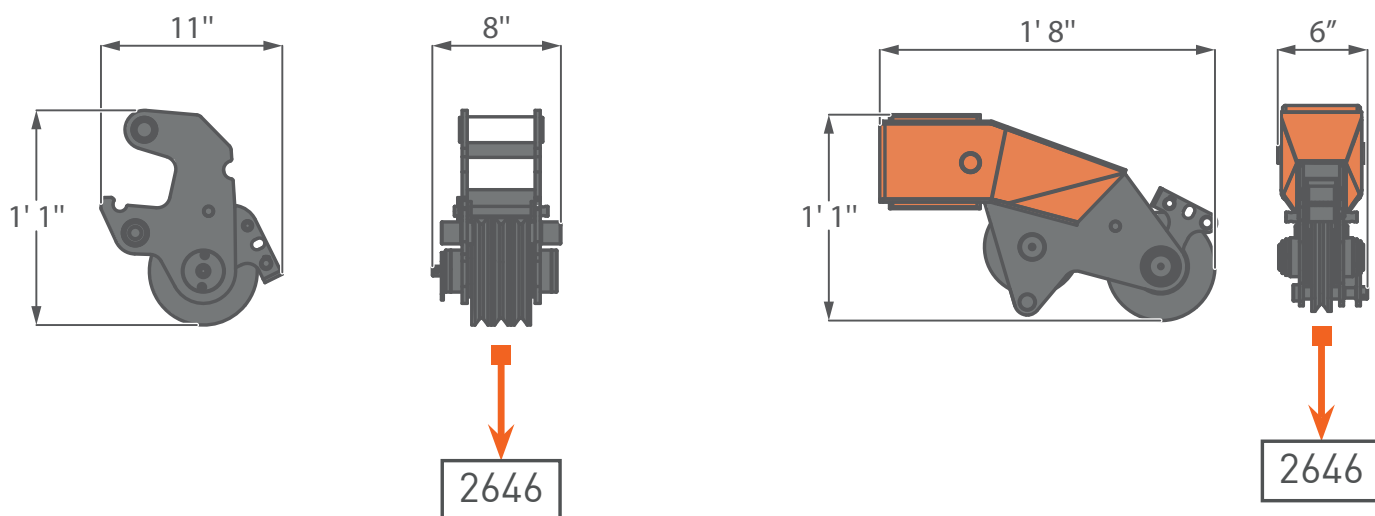
J: Stability level with J7 being the maximum and J2 the minimum, J1 is Pick&Carry only and J0 has no lifting capacity.

d: Perpendicular distance between the overturning line and the center of rotation.











OVERALL DIMENSIONS TIPPING LINE



PULLEY HEAD AND HOOKBLOCK MAIN BOOM TILTING PULLEY HEAD



OVERALL INFORMATIONS






CRANE INFO		NAME	DESCRIPTIONS	U.M	VALUE	
	OVERALL DIMENSIONS CDH		Height	ft	6' 8"	
			Length		15' 4"	
			Width		3' 3"	
		OVERALL DIMENSIONS CL2			Height	6' 8"
					Length	15' 4"
					Width	3' 3"
		BOOM		Length	ft	13' 1"-47' 7"
				Speed	s	39
		SLEWING		Angle	°	360°
				Speed	rpm	0,85
		LIFTING		working Angle	°	0°/80°
				Speed	s	33
				Max Capacity	lb	11.023*
				Max Outirgger Load Bearing CDH	lb	10.802†
				Max Outirgger Load Bearing CL2	lb	10.582‡
			Track load	lb/in ²	11,1§	
			Travel Speed CDH	mph	1,8	
			Travel Speed CL2	mph	1,2	
			Gradeability	°	20	
			Working Temperature	°C	-20°/+40°	
			Lifting Class (UNI 4301-1)		A1	



*: Dry weight


†: Engine working limit

‡: Static lifting

§: Crane without accessories

ACCESSORIES		CRANE	SPX650CL-2	lb	13.007*
			SPX650CDH	lb	13.228*
		HOOKBLOCK	Overhaul Ball	bl	66
			2T- D7	lb	66
			57-D7	lb	66
			JIB	JIB2000GX	lb
	JIB1200.3HX			lb	904
		WINCH	W800.6	lb	115
		OUTRIGGERS MATS	OM400	lb	37
		TOOLBOXES	TB	lb	44

ENGINE		ENGINE CDH	Power	kW	18.5
			Horse Power	HP	24.5
			Tank capacity	gal	7,92
		ELECTRIC CL2	Voltage	V	48
			Power	kW	16

HYDRAULIC SYSTEM		Working Pressure		bar	230
		Tank Capacity		gal	18,49
		OIL	Type	Synthetic	ISO 6743-4:HFDU
				Biodegradable	ISO VG46
			Viscosity Grade	VG	46
		MAIN PUMP CDH	Type	Axial Piston Pump	
			Displacement	in ³ /rev	1,8
			Max Oil Flow	gal/min	17
		MAIN PUMP CL2	Displacement	in ³ /rev	2,1
			Max Oil Flow	gal/min	17

WINCH PERFORMANCE

GEAR WINCH	Layer		Max pull line	Standard rope speed
			lb	ft/min
	1		1.731	52
	2		1.609	56
	3		1.499	59
	4		1.411	66
5		1.323	69	
ROPE	Wire rope	Max load	Ø	Total length
		lb	in	ft
	19x7 right lang lay Non rotating	10.362	1/4"	265' 8"

PISTON WINCH	Layer		Max pull line	Standard rope speed
			lb	ft/min
	1		2.161*	-
	2		2.006*	-
	3		1.896*	-
4		1.786*	-	
ROPE	Wire rope	Max load	Ø	Total length
		lb	in	ft
	19x7 right lang lay Non rotating	10.362	1/4"	223' 1"

*: LMI limited at 1763 lb.

†: Maximum speed and maximum lifting capacity cannot be contemporary.

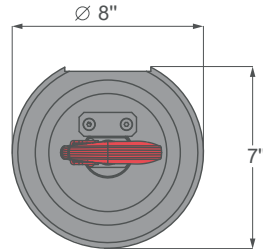
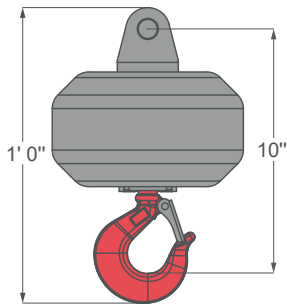


: Test made in full force/low speed mode.

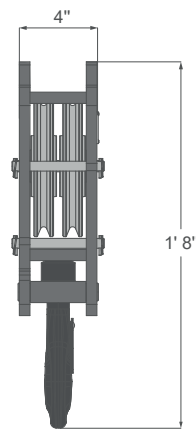
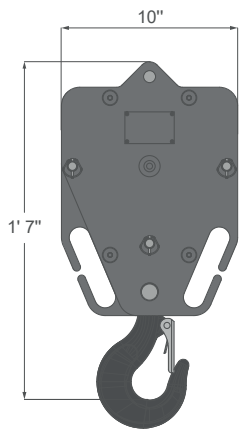


: Test made in full speed/low force mode.

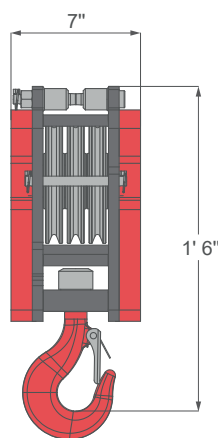
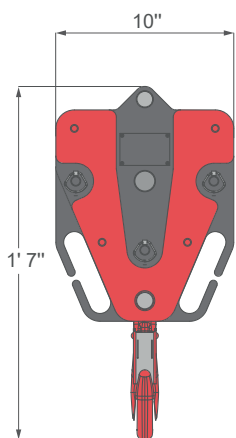
HOOK BLOCK



MODELS	Overhaul Ball		Weights (lb)	
			60	
	Block type	Load (lb)	N° of	
Sheaves			Lines	
	Single fall block	2.205*	-	1

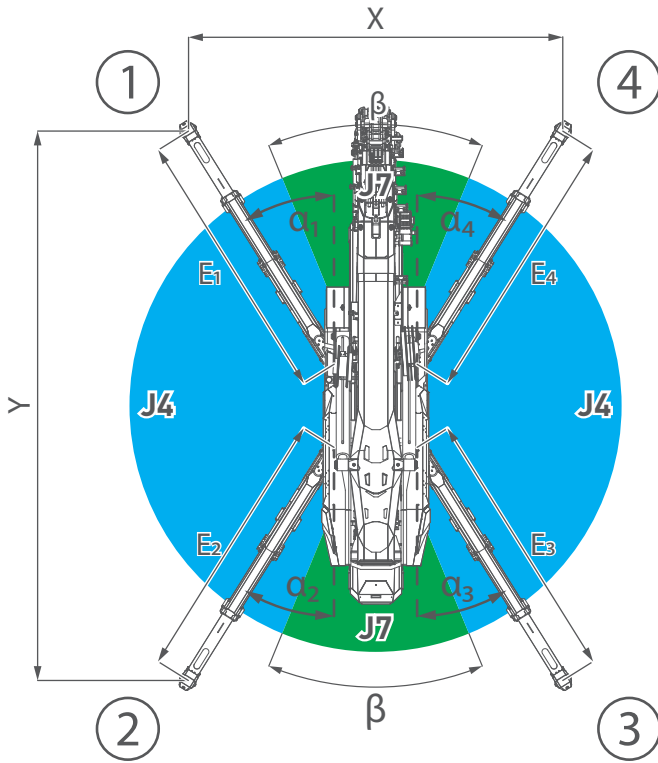


MODELS	2.5T-D7		Weights (lb)	
			64	
	Block type	Load (lb)	N° of	
Sheaves			Lines	
	Double pulley block	5.291	1	3
		3.530	1	2

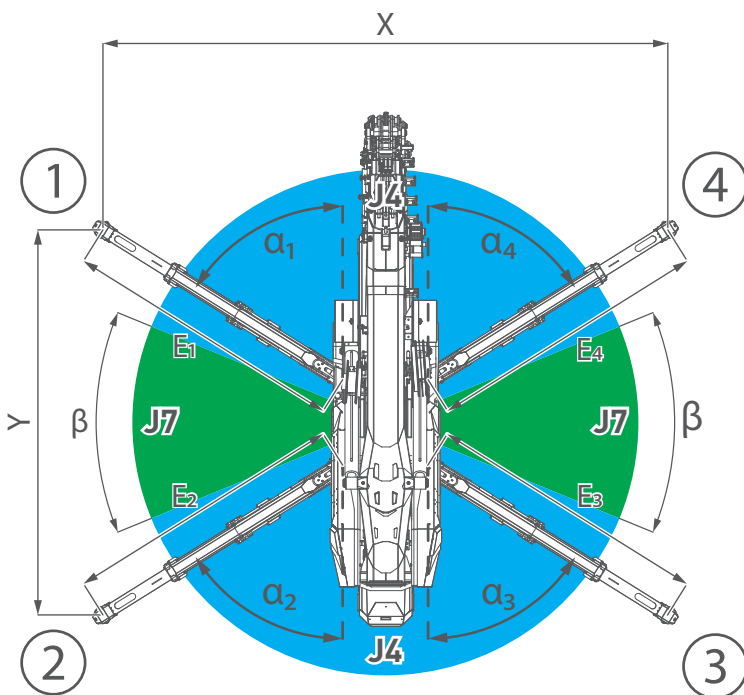


MODELS	5T-D7		Weights (lb)	
			112	
	Block type	Load (lb)	N° of	
Sheaves			Lines	
	Triple pulley block	10.582	3	6
		8.818	2	5
		7.055	2	4

CRANE PERFORMANCE STABILITY EXAMPLES

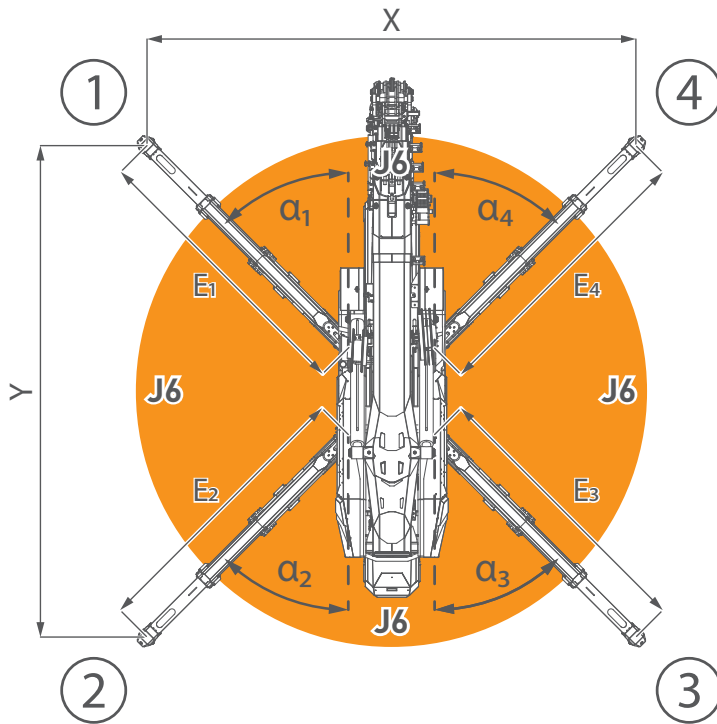


FULL SYMMETRIC STABILITY			
FOOTPRINT DIMENSIONS	Main Boom	with Jib	
	X	11' 10"	
Y	17' 1"		
OUTRIGGERS ANGLES	α_1	32°	
	α_2	32°	
	α_3	32°	
	α_4	32°	
OUTRIGGERS EXTENSIONS	E ₁	8' 6"	
	E ₂	8' 6"	
	E ₃	8' 6"	
	E ₄	8' 6"	
J7	β	44°	

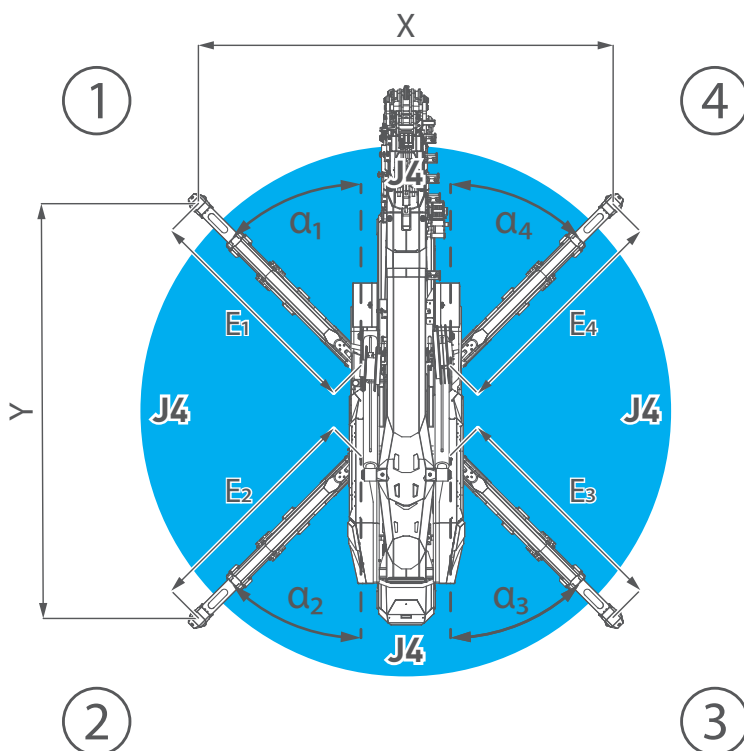


FULL SYMMETRIC STABILITY			
FOOTPRINT DIMENSIONS	Main Boom	with Jib	
	X	17' 1"	
Y	11' 10"		
OUTRIGGERS ANGLES	α_1	58°	
	α_2	58°	
	α_3	58°	
	α_4	58°	
OUTRIGGERS EXTENSIONS	E ₁	8' 6"	
	E ₂	8' 6"	
	E ₃	8' 6"	
	E ₄	8' 6"	
J7	β	44°	

CRANE PERFORMANCE STABILITY EXAMPLES

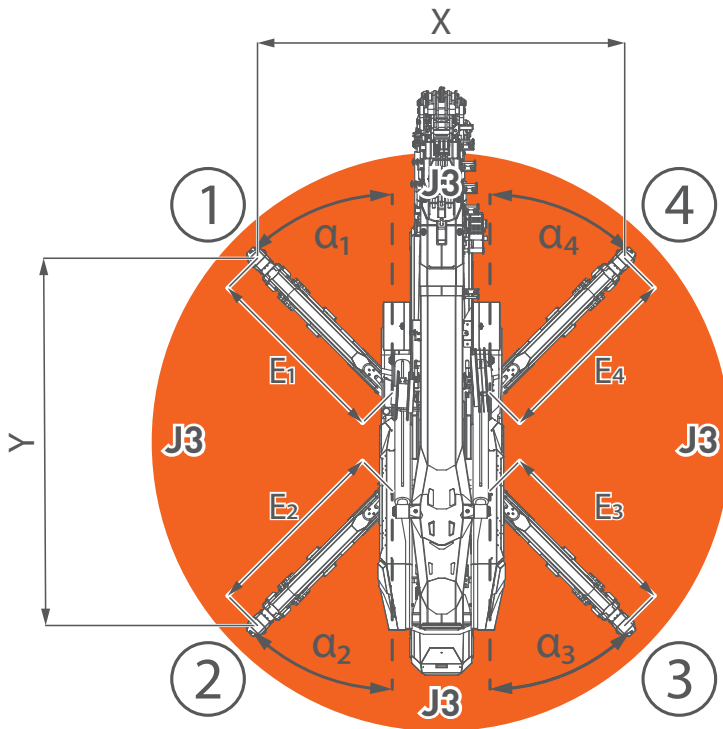


FULL SYMMETRIC STABILITY		
	Main Boom	with Jib
FOOTPRINT DIMENSIONS	X	14' 9"
	Y	14' 9"
OUTRIGGERS ANGLES	α_1	45°
	α_2	45°
	α_3	45°
	α_4	45°
OUTRIGGERS EXTENSIONS	E ₁	8' 6"
	E ₂	8' 6"
	E ₃	8' 6"
	E ₄	8' 6"

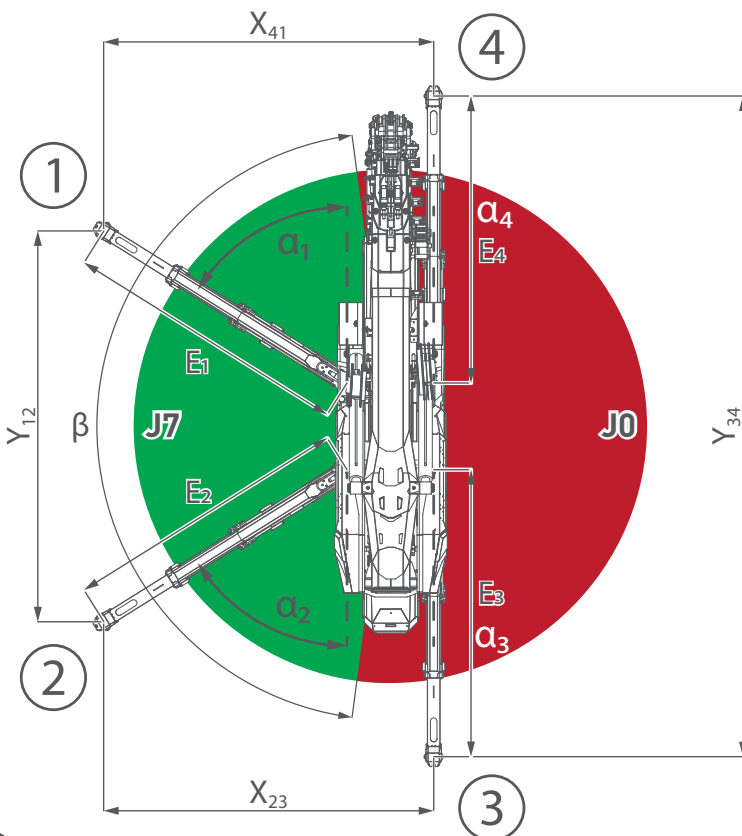


HALF SYMMETRIC STABILITY		
	Main Boom	with Jib
FOOTPRINT DIMENSIONS	X	11' 10"
	Y	11' 10"
OUTRIGGERS ANGLES	α_1	45°
	α_2	45°
	α_3	45°
	α_4	45°
OUTRIGGERS EXTENSIONS	E ₁	6' 7"
	E ₂	6' 7"
	E ₃	6' 7"
	E ₄	6' 7"

CRANE PERFORMANCE STABILITY EXAMPLES

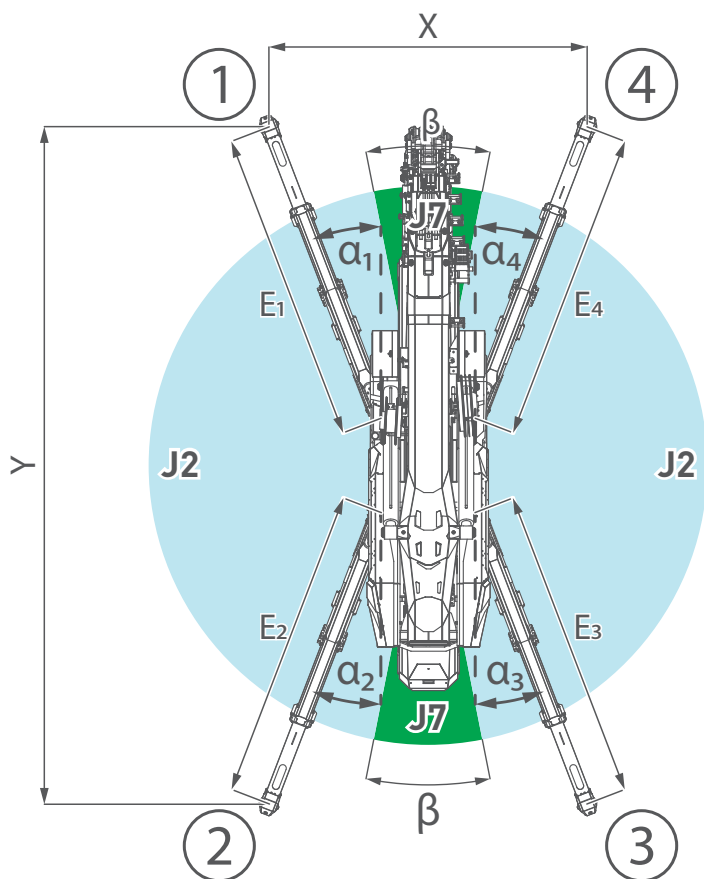


MINIMUM SYMMETRIC STABILITY		
	Main Boom	with Jib
FOOTPRINT DIMENSIONS	X	9' 2"
	Y	9' 2"
OUTRIGGERS ANGLES	α_1	45°
	α_2	45°
	α_3	45°
	α_4	45°
OUTRIGGERS EXTENSIONS	E ₁	4' 7"
	E ₂	4' 7"
	E ₃	4' 7"
	E ₄	4' 7"



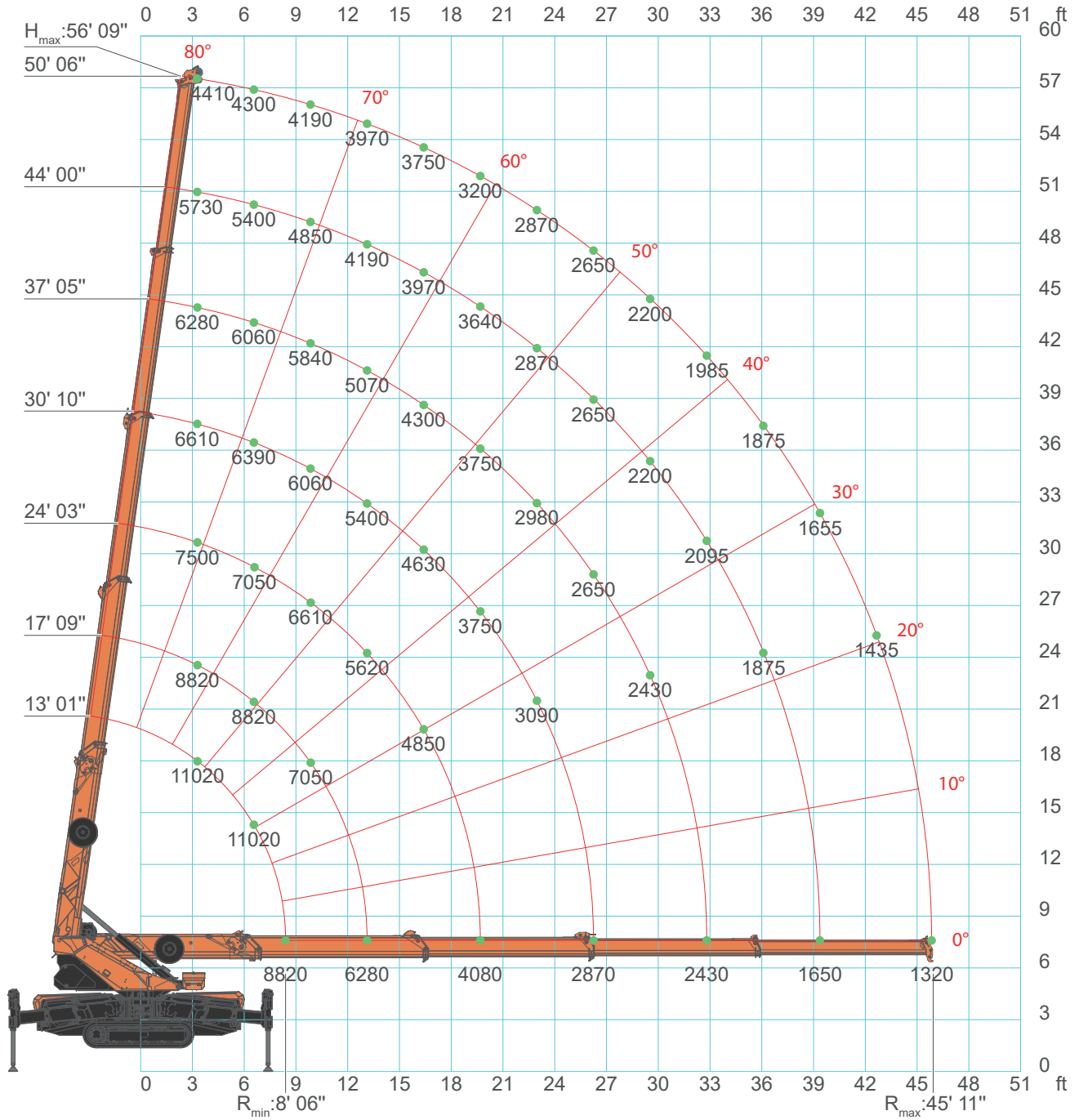
ASYMMETRIC STABILITY ON SIDE		
	Main Boom	with Jib
FOOTPRINT DIMENSIONS	X ₄₁	10' 10"
	Y ₁₂	11' 10"
	X ₂₃	10' 10"
	Y ₃₄	19' 8"
OUTRIGGERS ANGLES	α_1	58°
	α_2	58°
	α_3	0°
	α_4	0°
OUTRIGGERS EXTENSIONS	E ₁	8' 6"
	E ₂	8' 6"
	E ₃	8' 6"
	E ₄	8' 6"
J7	β	165°

CRANE PERFORMANCE STABILITY EXAMPLES



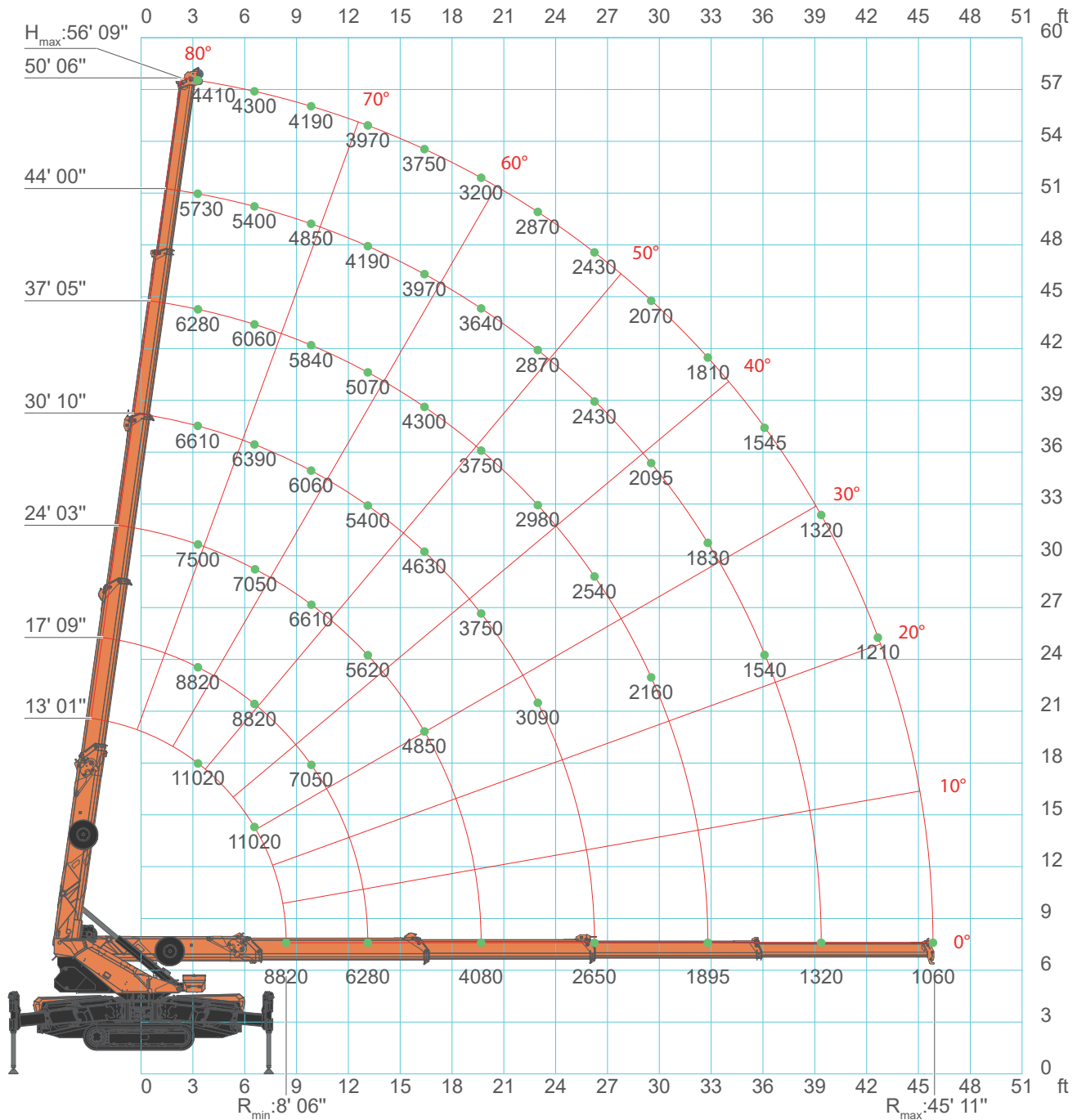
FULL SYMMETRIC STABILITY			
	Main Boom	with Jib	
FOOTPRINT DIMENSIONS	X	7' 3"	8' 10"
	Y	19' 0"	18' 8"
OUTRIGGERS ANGLES	α_1	16°	21°
	α_2	16°	21°
	α_3	16°	21°
	α_4	16°	21°
OUTRIGGERS EXTENSIONS	E_1	8' 6"	
	E_2	8' 6"	
	E_3	8' 6"	
	E_4	8' 6"	
J7	β	14°	22°

SPX650 - MAIN BOOM

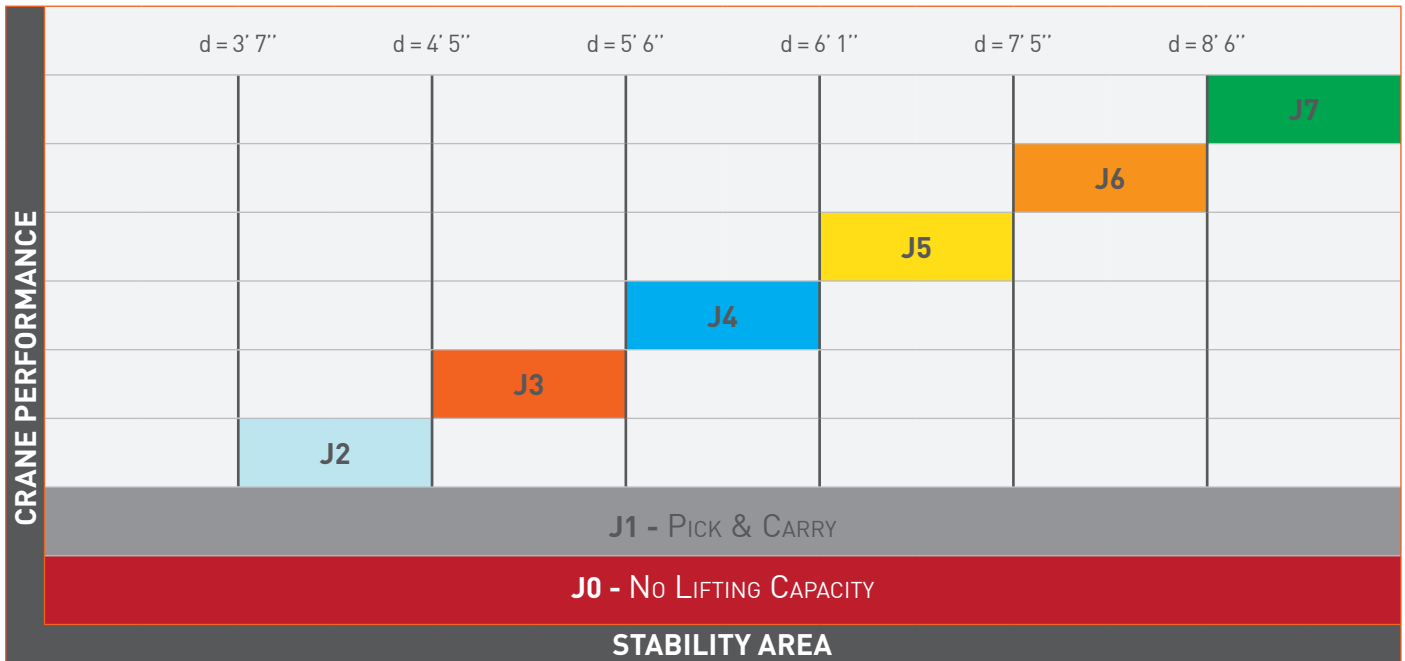


SPX650 - MAIN BOOM

J6



SPX650 - MAIN BOOM



CRANE PERFORMANCE: J7												
L(ft) →	13' 1"	13' 3"	17' 9"	21' 0"	24' 3"	27' 7"	30' 10"	34' 1"	37' 5"	44' 0"	47' 3"	50' 6"
3' 03"	5,51	4,41	4,41	4,08	3,75	3,31	3,31	3,20	3,14	2,87	2,65	2,20
6' 7"	5,51	4,41	4,41	3,86	3,53	3,20	3,20	3,09	3,03	2,70	2,43	2,15
9' 10"	4,41	4,41	3,53	3,42	3,31	3,09	3,03	2,98	2,92	2,43	2,31	2,09
13' 1"			3,14	2,87	2,81	2,76	2,70	2,65	2,54	2,09	2,04	1,98
16' 5"				2,65	2,43	2,37	2,31	2,20	2,15	1,98	1,93	1,87
19' 8"					2,04	1,93	1,87	1,87	1,87	1,82	1,82	1,60
23' 0"						1,60	1,54	1,54	1,49	1,43	1,43	1,43
26' 3"							1,43	1,38	1,38	1,32	1,32	1,32
29' 6"								1,32	1,21	1,10	1,10	1,10
32' 10"									1,21	1,10	0,99	0,99
36' 1"										0,94	0,94	0,94
42' 8"											0,72	0,72
45' 7"												0,66
↑R (ft)	[sh tn]											

LC650_V101_0321_BP_GANCIO_J7

SPX650 - MAIN BOOM

		CRANE PERFORMANCE: J6											
L (ft) →	[sh tn]	13' 1"	13' 3"	17' 9"	21' 0"	24' 3"	27' 7"	30' 10"	34' 1"	37' 5"	40' 8"	47' 3"	50' 6"
3' 3"		5,51	4,41	4,41	4,08	3,75	3,31	3,31	3,20	3,14	3,09	2,65	2,20
6' 7"		5,51	4,41	4,41	3,86	3,53	3,20	3,20	3,09	3,03	2,98	2,43	2,15
9' 10"		4,41	4,41	3,53	3,42	3,31	3,09	3,03	2,98	2,92	2,54	2,31	2,09
13' 1"				3,14	2,87	2,81	2,76	2,70	2,65	2,54	2,20	2,04	1,98
16' 5"					2,65	2,43	2,37	2,31	2,20	2,15	2,09	1,93	1,87
19' 8"						2,04	1,93	1,87	1,87	1,87	1,87	1,82	1,60
23' 0"							1,60	1,54	1,54	1,49	1,49	1,43	1,43
26' 3"								1,32	1,27	1,27	1,21	1,21	1,21
29' 6"									1,10	1,08	1,05	1,05	1,04
32' 10"										0,95	0,93	0,90	0,90
36' 1"											0,77	0,77	0,77
42' 8"												0,61	0,61
45' 7"													0,53
↑R (ft)	[sh tn]	LC650_V101_0321_BP_GANCIO_J6											

		CRANE PERFORMANCE: J5											
L (m) →	[ton]	13' 1"	13' 3"	17' 9"	21' 0"	24' 3"	27' 7"	30' 10"	34' 1"	37' 5"	40' 8"	47' 3"	50' 6"
3' 3"		5,51	4,41	4,41	4,08	3,75	3,31	3,31	3,20	3,14	3,09	2,65	2,20
6' 7"		5,51	4,41	4,41	3,86	3,53	3,20	3,20	3,09	3,03	2,98	2,43	2,15
9' 10"		3,86	3,86	3,53	3,42	3,31	3,09	3,03	2,98	2,92	2,54	2,31	2,09
13' 1"				2,98	2,87	2,81	2,76	2,70	2,65	2,54	2,20	2,04	1,98
16' 5"					2,54	2,43	2,37	2,31	2,20	2,15	2,09	1,93	1,87
19' 8"						1,82	1,82	1,82	1,82	1,65	1,65	1,54	1,54
23' 0"							1,38	1,38	1,38	1,38	1,32	1,32	1,32
26' 3"								1,10	1,10	1,10	1,10	1,10	1,10
29' 6"									0,88	0,88	0,88	0,88	0,88
32' 10"										0,72	0,72	0,72	0,72
36' 1"											0,60	0,60	0,60
42' 8"												0,44	0,44
45' 7"													0,33
↑R (m)	[ton]	LC650_V101_0321_BP_GANCIO_J5											

*: Completely retracted boom

SPX650 - MAIN BOOM

		CRANE PERFORMANCE: J4										
L (ft) →	13' 1"	13' 3"	17' 9"	21' 0"	24' 3"	27' 7"	30' 10"	34' 1"	37' 5"	40' 8"	47' 3"	50' 6"
3' 3"	5,51	4,41	4,41	4,08	3,75	3,31	3,31	3,20	3,14	3,09	2,65	2,20
6' 7"	5,51	4,41	4,41	3,86	3,53	3,20	3,20	3,09	3,03	2,98	2,43	2,15
9' 10"	3,86	3,53	3,53	3,42	3,31	3,09	3,03	2,98	2,92	2,54	2,31	2,09
13' 1"			2,98	2,87	2,81	2,76	2,70	2,65	2,54	2,20	2,04	1,98
16' 5"				1,93	1,93	1,93	1,93	1,93	1,93	1,82	1,71	1,65
19' 8"					1,43	1,43	1,43	1,43	1,38	1,38	1,32	1,32
23' 0"						1,10	1,10	1,10	1,10	1,10	1,10	1,10
26' 3"							0,88	0,88	0,88	0,88	0,88	0,88
29' 6"								0,71	0,71	0,71	0,71	0,71
32' 10"									0,55	0,55	0,55	0,55
36' 1"										0,44	0,44	0,44
42' 8"											0,26	0,26
45' 7"												0,20
↑R (ft)	[sh tn]											

LC650_V101_0321_BP_GANCIO_J4

		CRANE PERFORMANCE: J3										
L (ft) →	13' 1"	13' 3"	17' 9"	21' 0"	24' 3"	27' 7"	30' 10"	34' 1"	37' 5"	40' 8"	47' 3"	50' 6"
3' 3"	5,51	4,41	4,41	4,08	3,75	3,31	2,98	2,76	2,76	2,65	2,09	1,87
6' 7"	5,51	4,41	4,41	3,86	3,31	3,09	2,87	2,65	2,54	2,54	1,98	1,76
9' 10"	3,31	3,09	3,09	2,87	2,65	2,54	2,54	2,43	2,43	2,20	1,87	1,65
13' 1"			2,20	2,20	2,09	1,98	1,98	1,87	1,76	1,76	1,65	1,54
16' 5"				1,49	1,49	1,49	1,43	1,43	1,43	1,38	1,38	1,38
19' 8"					1,10	1,10	1,10	1,10	0,99	0,99	0,94	0,94
23' 0"						0,77	0,77	0,77	0,77	0,77	0,77	0,77
26' 3"							0,55	0,55	0,55	0,55	0,55	0,55
29' 6"								0,44	0,44	0,44	0,44	0,44
32' 10"									0,33	0,33	0,33	0,33
36' 1"										0,22	0,22	0,22
↑R (ft)	[sh tn]											

LC650_V101_0321_BP_GANCIO_J3

*: Completely retracted boom

SPX650 - MAIN BOOM

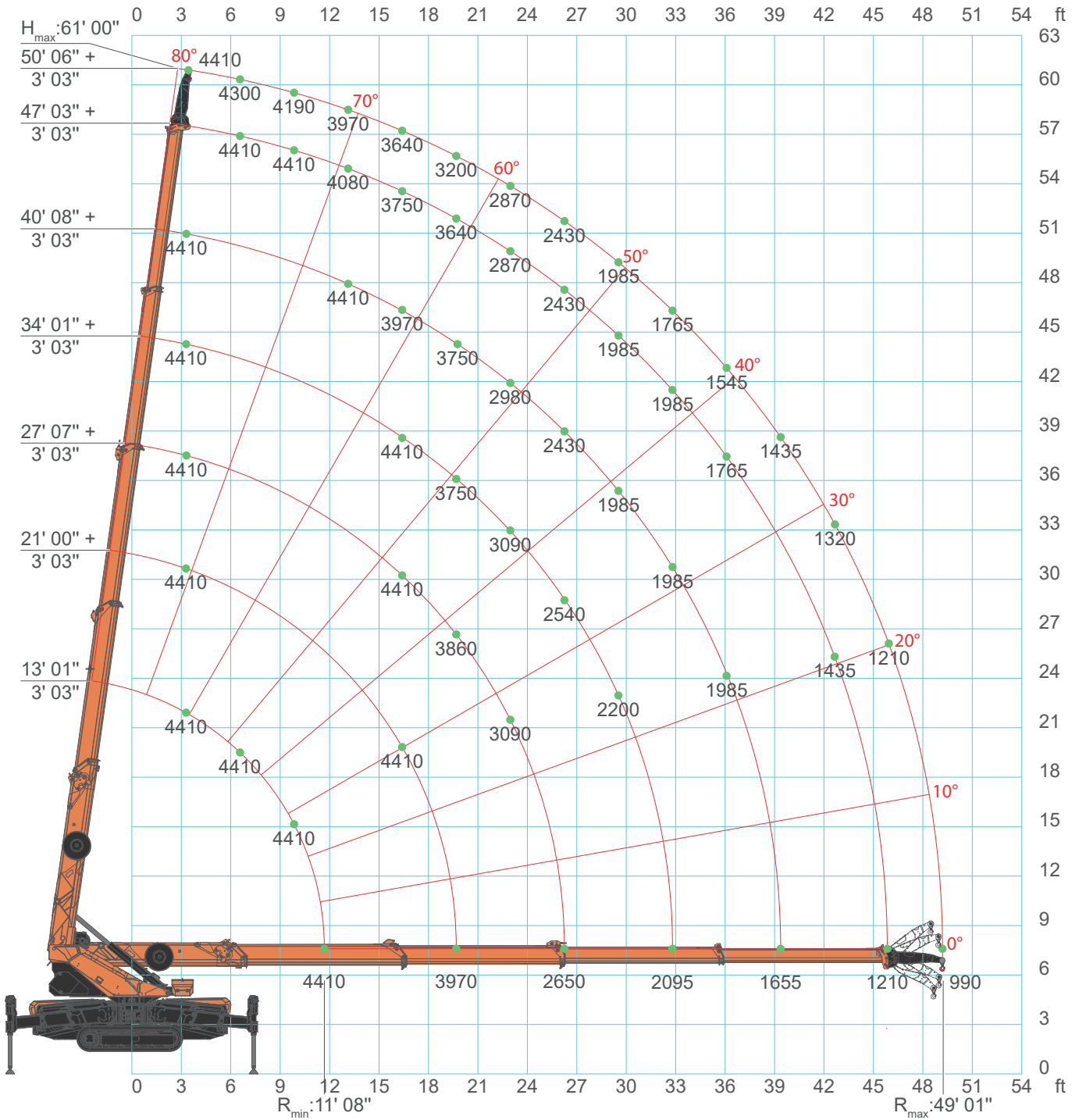
CRANE PERFORMANCE: J2												
L (ft) →	13' 1"	13' 3"	17' 9"	21' 0"	24' 3"	27' 7"	30' 10"	34' 1"	37' 5"	40' 8"	47' 3"	50' 6"
3' 3"	5,51	3,31	3,31	2,20	2,20	2,20	1,65	1,65	1,65	1,43	1,32	1,32
6' 7"	4,41	2,20	2,20	1,65	1,32	1,32	1,32	1,32	1,32	1,10	1,10	1,10
9' 10"	2,20	1,65	1,65	1,32	1,10	1,10	1,10	1,10	1,10	0,99	0,88	0,88
13' 1"			1,10	1,05	0,99	0,88	0,88	0,88	0,77	0,77	0,66	0,66
16' 5"				0,99	0,88	0,77	0,77	0,77	0,72	0,72	0,66	0,61
19' 8"					0,77	0,72	0,72	0,66	0,66	0,61	0,55	0,44
23' 0"						0,55	0,44	0,44	0,44	0,39	0,39	0,33
26' 3"							0,42	0,33	0,33	0,33	0,28	0,24
29' 6"								0,33	0,31	0,28	0,24	0,22
32' 10"									0,22	0,17	0,17	0,17
36' 1"										0,17	0,11	0,11
↑R (ft)	[sh tn]											

LC650_V101_0321_BP_GANCIO_J2

CRANE PERFORMANCE: J1 (Pick & Carry)			
L (ft) →	13' 1"	17' 9"	21' 0"
3' 3"	0,88	0,88	0,66
6' 7"	0,77	0,77	0,66
9' 10"	0,66	0,61	0,55
13' 1"		0,35	0,33
16' 5"			0,19
↑R (ft)	[sh tn]		

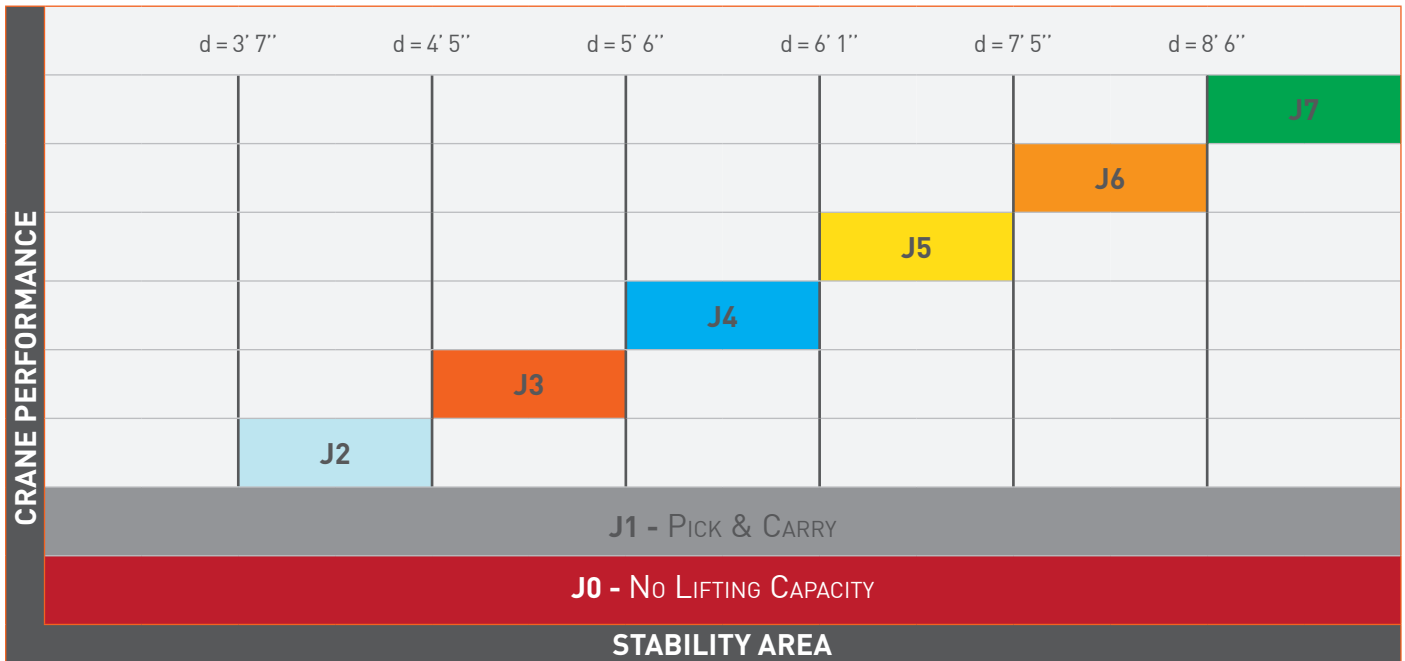
LC650_V101_0321_BP_GANCIO_J1

SPX650 - MAIN BOOM



*: Completely retracted boom

SPX650 - JIB2000GX



CRANE PERFORMANCE: J7											
L (ft) →	13' 1"	17' 9"	21' 0"	24' 3"	27' 7"	30' 10"	34' 1"	37' 5"	40' 8"	47' 3"	50' 6"
3' 3"	2,20	2,20	2,20	2,20	2,20	2,20	2,20	2,20	2,20	2,20	2,20
6' 7"	2,20	2,20	2,20	2,20	2,20	2,20	2,20	2,20	2,20	2,20	2,15
9' 10"	2,20	2,20	2,20	2,20	2,20	2,20	2,20	2,20	2,20	2,20	2,09
13' 1"		2,20	2,20	2,20	2,20	2,20	2,20	2,20	2,20	2,04	1,98
16' 5"		2,20	2,20	2,20	2,20	2,20	2,20	2,09	1,98	1,87	1,82
19' 8"			1,98	1,98	1,93	1,87	1,87	1,87	1,87	1,82	1,60
23' 0"				1,54	1,54	1,54	1,54	1,49	1,49	1,43	1,43
26' 3"					1,32	1,32	1,27	1,27	1,21	1,21	1,21
29' 6"						1,10	1,10	0,99	0,99	0,99	0,99
32' 10"							1,05	0,99	0,99	0,99	0,88
36' 1"								0,99	0,99	0,88	0,77
39' 4"									0,83	0,83	0,72
45' 11"										0,61	0,61
48' 11"											0,50
↑R (ft)	[sh tn]										

LC650_V101_0321_RUNNER_GANCIO_J7

SPX650 - JIB2000GX

		CRANE PERFORMANCE: J6										
L (ft) →		13' 1"	17' 9"	21' 0"	24' 3"	27' 7"	30' 10"	34' 1"	37' 5"	40' 8"	47' 3"	50' 6"
3' 3"		2,20	2,20	2,20	2,20	2,20	2,20	2,20	2,20	2,20	2,20	2,20
6' 7"		2,20	2,20	2,20	2,20	2,20	2,20	2,20	2,20	2,20	2,20	2,15
9' 10"		2,20	2,20	2,20	2,20	2,20	2,20	2,20	2,20	2,20	2,20	2,09
13' 1"			2,20	2,20	2,20	2,20	2,20	2,20	2,20	2,20	2,04	1,98
16' 5"			2,20	2,20	2,20	2,20	2,20	2,20	2,09	1,98	1,87	1,82
19' 8"				1,98	1,98	1,93	1,87	1,87	1,87	1,87	1,82	1,60
23' 0"					1,54	1,54	1,54	1,54	1,49	1,49	1,43	1,43
26' 3"						1,32	1,32	1,27	1,27	1,21	1,21	1,21
29' 6"							1,10	1,10	0,99	0,99	0,99	0,99
32' 10"								0,88	0,88	0,88	0,88	0,88
36' 1"									0,72	0,72	0,72	0,72
39' 4"										0,66	0,66	0,66
45' 11"											0,44	0,44
48' 11"												0,39
↑R (ft)	[sh tn]											

LC650_V101_0321_RUNNER_GANCIO_J6

		CRANE PERFORMANCE: J5										
L (ft) →		13' 1"	17' 9"	21' 0"	24' 3"	27' 7"	30' 10"	34' 1"	37' 5"	40' 8"	47' 3"	50' 6"
3' 3"		2,20	2,20	2,20	2,20	2,20	2,20	2,20	2,20	2,09	1,87	1,82
6' 7"		2,20	2,20	2,20	2,20	2,20	2,20	2,20	2,20	2,09	1,87	1,82
9' 10"		2,20	2,20	2,20	2,20	2,20	2,20	2,20	2,20	2,09	1,87	1,82
13' 1"			2,20	2,20	2,20	2,20	2,20	2,20	2,20	2,09	1,87	1,82
16' 5"			2,20	2,20	2,20	2,20	2,20	2,09	2,09	1,98	1,87	1,82
19' 8"				1,65	1,65	1,65	1,65	1,65	1,54	1,54	1,43	1,43
23' 0"					1,32	1,32	1,32	1,32	1,32	1,32	1,32	1,32
26' 3"						0,99	0,99	0,99	0,99	0,99	0,99	0,99
29' 6"							0,83	0,83	0,83	0,83	0,83	0,83
32' 10"								0,66	0,66	0,66	0,66	0,66
36' 1"									0,55	0,55	0,55	0,55
39' 4"										0,44	0,44	0,44
45' 11"											0,29	0,29
48' 11"												0,24
↑R (ft)	[sh tn]											

LC650_V101_0321_RUNNER_GANCIO_J5

SPX650 - JIB2000GX

CRANE PERFORMANCE: J4											
L (ft) →	13' 1"	17' 9"	21' 0"	24' 3"	27' 7"	30' 10"	34' 1"	37' 5"	40' 8"	47' 3"	50' 6"
3' 3"	2,20	2,20	2,20	2,20	2,20	2,20	2,09	2,09	1,98	1,54	1,32
6' 7"	2,20	2,20	2,20	2,20	2,20	2,20	2,09	2,09	1,98	1,43	1,21
9' 10"	2,20	2,20	2,20	2,20	2,20	2,20	2,09	1,98	1,82	1,32	1,21
13' 1"		2,20	2,20	2,20	2,20	2,20	1,98	1,98	1,82	1,32	1,21
16' 5"		1,98	1,82	1,82	1,71	1,49	1,43	1,43	1,38	1,32	1,21
19' 8"			1,38	1,32	1,32	1,21	1,21	1,21	1,10	0,99	0,99
23' 0"				1,05	0,99	0,99	0,99	0,99	0,99	0,88	0,88
26' 3"					0,83	0,83	0,83	0,77	0,77	0,77	0,72
29' 6"						0,66	0,66	0,66	0,66	0,66	0,66
32' 10"							0,53	0,53	0,53	0,53	0,53
36' 1"								0,42	0,42	0,42	0,42
39' 4"									0,33	0,33	0,33
45' 11"										0,17	0,17
48' 11"											0,13
↑R (ft)	[sh tn]										

LC650_V101_0321_RUNNER_GANCIO_J4

CRANE PERFORMANCE: J3											
L (ft) →	13' 1"	17' 9"	21' 0"	24' 3"	27' 7"	30' 10"	34' 1"	37' 5"	40' 8"	47' 3"	50' 6"
3' 3"	2,20	2,20	2,20	2,20	2,20	2,09	1,87	1,76	1,65	1,32	1,21
6' 7"	2,20	2,20	2,20	2,20	2,20	1,87	1,65	1,65	1,54	1,21	1,10
9' 10"	2,20	2,20	2,20	2,20	1,87	1,65	1,54	1,54	1,43	1,16	1,10
13' 1"		1,65	1,60	1,60	1,54	1,49	1,43	1,38	1,32	1,10	0,99
16' 5"		1,32	1,32	1,32	1,32	1,21	1,21	1,10	1,10	0,88	0,77
19' 8"			0,94	0,94	0,94	0,94	0,88	0,88	0,88	0,77	0,66
23' 0"				0,72	0,72	0,72	0,66	0,66	0,66	0,61	0,55
26' 3"					0,55	0,55	0,55	0,55	0,55	0,44	0,44
29' 6"						0,42	0,42	0,40	0,40	0,35	0,35
32' 10"							0,33	0,33	0,33	0,28	0,28
36' 1"								0,22	0,22	0,22	0,22
39' 4"									0,13	0,13	0,13
↑R (ft)	[sh tn]										

LC650_V101_0321_RUNNER_GANCIO_J3

SPX650 - JIB2000GX

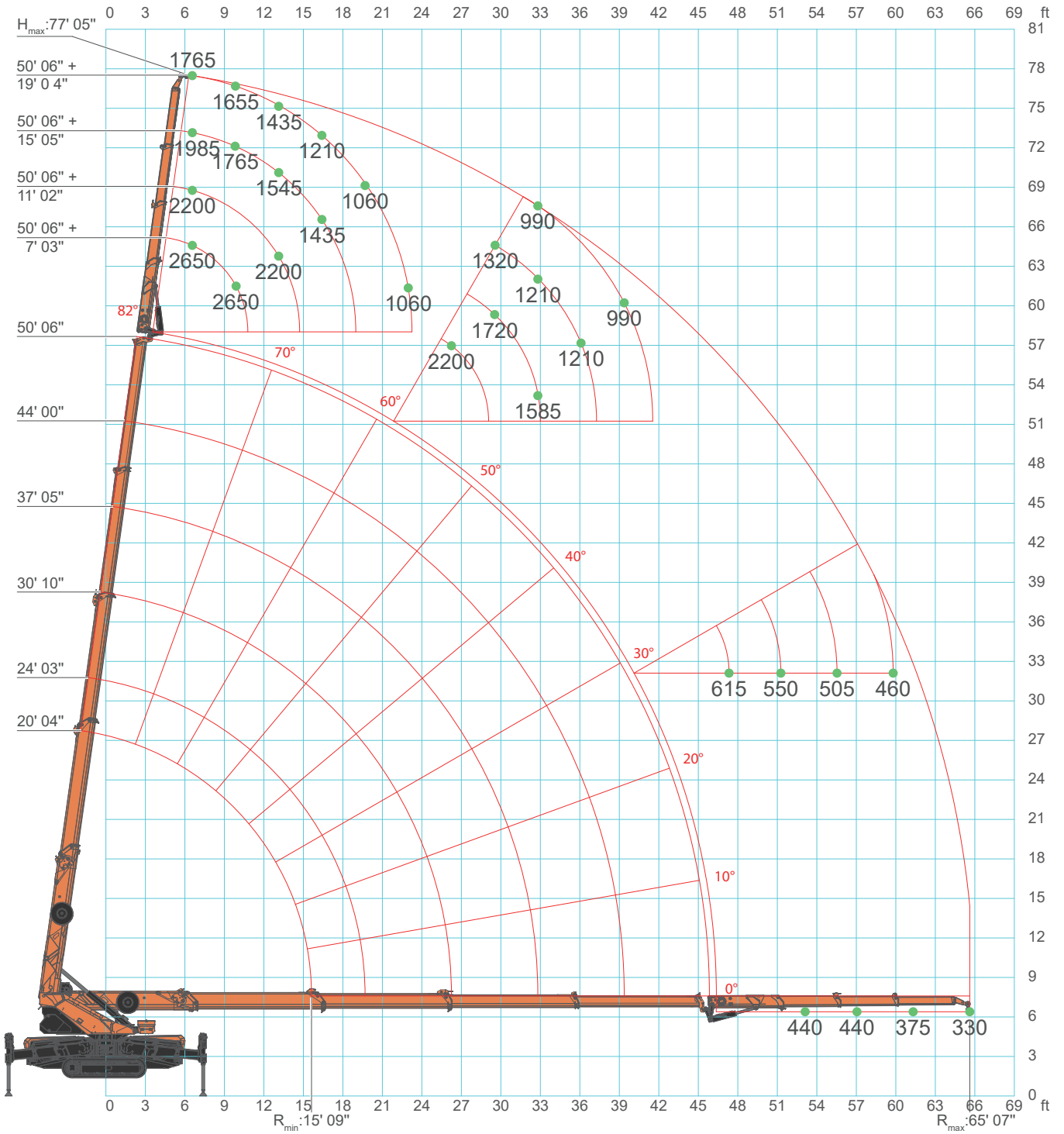
CRANE PERFORMANCE: J2											
L (ft)→	13' 1"	17' 9"	21' 0"	24' 3"	27' 7"	30' 10"	34' 1"	37' 5"	40' 8"	47' 3"	50' 6"
3' 3"	2,20	2,20	2,20	2,20	2,20	1,65	1,65	1,65	1,43	1,10	0,99
6' 7"	2,20	2,20	1,65	1,32	1,32	1,32	1,32	1,32	1,10	0,99	0,88
9' 10"	2,20	1,65	1,32	1,10	1,10	1,10	1,10	1,10	0,99	0,88	0,77
13' 1"		1,10	1,05	0,99	0,88	0,88	0,88	0,77	0,77	0,61	0,55
16' 5"		0,99	0,99	0,88	0,77	0,77	0,77	0,72	0,72	0,55	0,50
19' 8"			0,77	0,77	0,72	0,72	0,66	0,66	0,55	0,44	0,33
23' 0"				0,55	0,55	0,44	0,44	0,44	0,39	0,33	0,26
26' 3"					0,42	0,42	0,33	0,33	0,33	0,24	0,20
29' 6"						0,30	0,28	0,28	0,28	0,22	0,17
32' 10"							0,17	0,17	0,17	0,13	0,13
36' 1"								0,11	0,11	0,11	0,11
↑R (ft)	[sh tn]										

LC650_V101_0321_RUNNER_GANCIO_J2

CRANE PERFORMANCE: J1 (Pick & Carry)			
L (ft)→	13' 1"	14' 5"	17' 9"
3' 3"	0,88	0,88	0,66
6' 7"	0,77	0,77	0,66
9' 10"	0,66	0,61	0,55
13' 1"		0,35	0,33
16' 5"			0,17
↑R (ft)	[sh tn]		

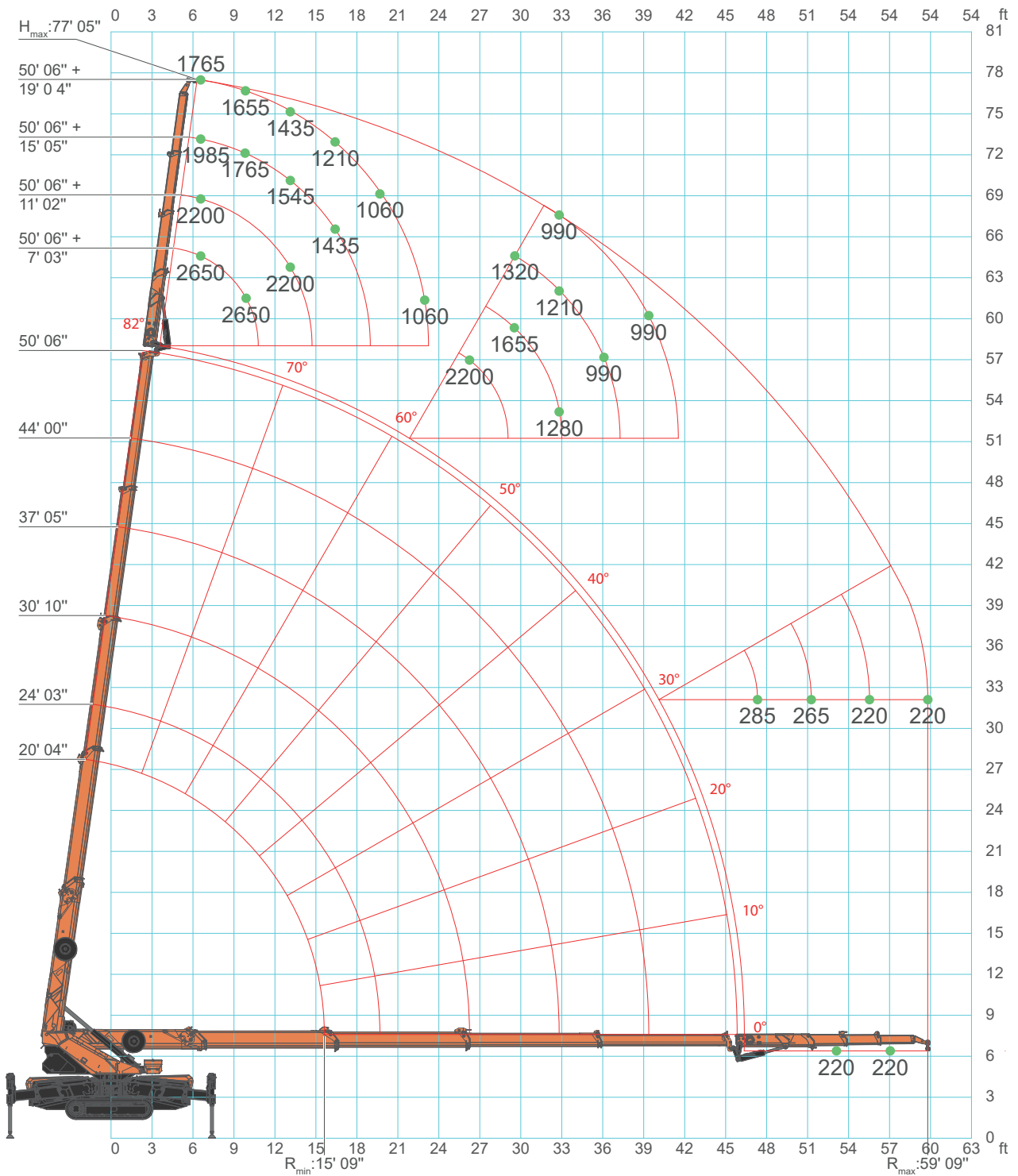
LC650_V101_0321_RUNNER_GANCIO_J1

SPX650 - JIB1200.3HX



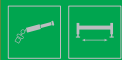
SPX650 - JIB1200.3HX

J6



SPX650 - JIB1200.3HX

	d = 3' 7"	d = 4' 5"	d = 5' 6"	d = 6' 1"	d = 7' 5"	d = 8' 6"
CRANE PERFORMANCE						J7
					J6	
				J5		
			J4			
J1 - PICK & CARRY						
J0 - No LIFTING CAPACITY						
STABILITY AREA						





CRANE PERFORMANCE: J7

L _j (ft) →	7' 3"	11' 2"	15' 5"	19' 4"
3' 3"	1,32	1,10	0,99	0,88
6' 7"	1,32	1,10	0,99	0,88
9' 10"	1,32	1,10	0,88	0,83
13' 1"	1,32	1,10	0,77	0,72
16' 5"	1,32	0,99	0,72	0,61
19' 8"	1,32	0,88	0,66	0,53
23' 0"	1,32	0,88	0,66	0,53
26' 3"	1,10	0,88	0,66	0,53
29' 6"	0,99	0,86	0,66	0,53
32' 10"	0,88	0,79	0,61	0,50
36' 1"	0,72	0,72	0,61	0,50
39' 4"	0,64	0,61	0,50	0,50
42' 8"	0,51	0,50	0,50	0,47
45' 11"	0,40	0,44	0,44	0,44
49' 3"	0,31	0,33	0,35	0,39
52' 6"	0,22	0,28	0,31	0,34
55' 9"		0,22	0,25	0,29
59' 1"			0,20	0,23
62' 4"				0,19
65' 7"				0,17
↑R (ft)	[sh tn]			



SPX650 - JIB1200.3HX

		CRANE PERFORMANCE: J6			
L _j (ft) →	7' 3"	11' 2"	15' 5"	19' 4"	
3' 3"	1,32	1,10	0,99	0,88	
6' 7"	1,32	1,10	0,99	0,88	
9' 10"	1,32	1,10	0,88	0,83	
13' 1"	1,32	1,10	0,77	0,72	
16' 5"	1,32	0,99	0,72	0,61	
19' 8"	1,32	0,88	0,66	0,53	
23' 0"	1,32	0,88	0,66	0,53	
26' 3"	1,10	0,88	0,66	0,53	
29' 6"	0,85	0,83	0,66	0,53	
32' 10"	0,64	0,64	0,61	0,50	
36' 1"	0,47	0,49	0,50	0,50	
39' 4"	0,40	0,44	0,46	0,50	
42' 8"	0,31	0,33	0,36	0,40	
45' 11"	0,22	0,25	0,28	0,31	
49' 3"	0,14	0,18	0,22	0,24	
52' 6"		0,13	0,17	0,20	
55' 9"			0,11	0,14	
59' 1"				0,11	
↑R (ft)	[sh tn]				LC650_V101_0321_JIB1200_3H_GANCIO_J6

SPX650 - JIB1200.3HX

		CRANE PERFORMANCE: J5			
 	L _j (ft) →	7' 3"	11' 2"	15' 5"	19' 4"
	3' 3"	1,32	1,10	0,99	0,88
	6' 7"	1,32	1,10	0,99	0,88
	9' 10"	1,32	1,10	0,88	0,77
	13' 1"	1,32	1,10	0,66	0,61
	16' 5"	1,32	0,99	0,64	0,55
	19' 8"	1,21	0,88	0,61	0,46
	23' 0"	0,88	0,88	0,60	0,46
	26' 3"	0,66	0,66	0,57	0,44
	29' 6"	0,52	0,52	0,50	0,44
	32' 10"	0,36	0,36	0,36	0,36
	36' 1"	0,24	0,24	0,24	0,24
	39' 4"	0,13	0,13	0,13	0,13
	↑R(ft)	[sh tn]			

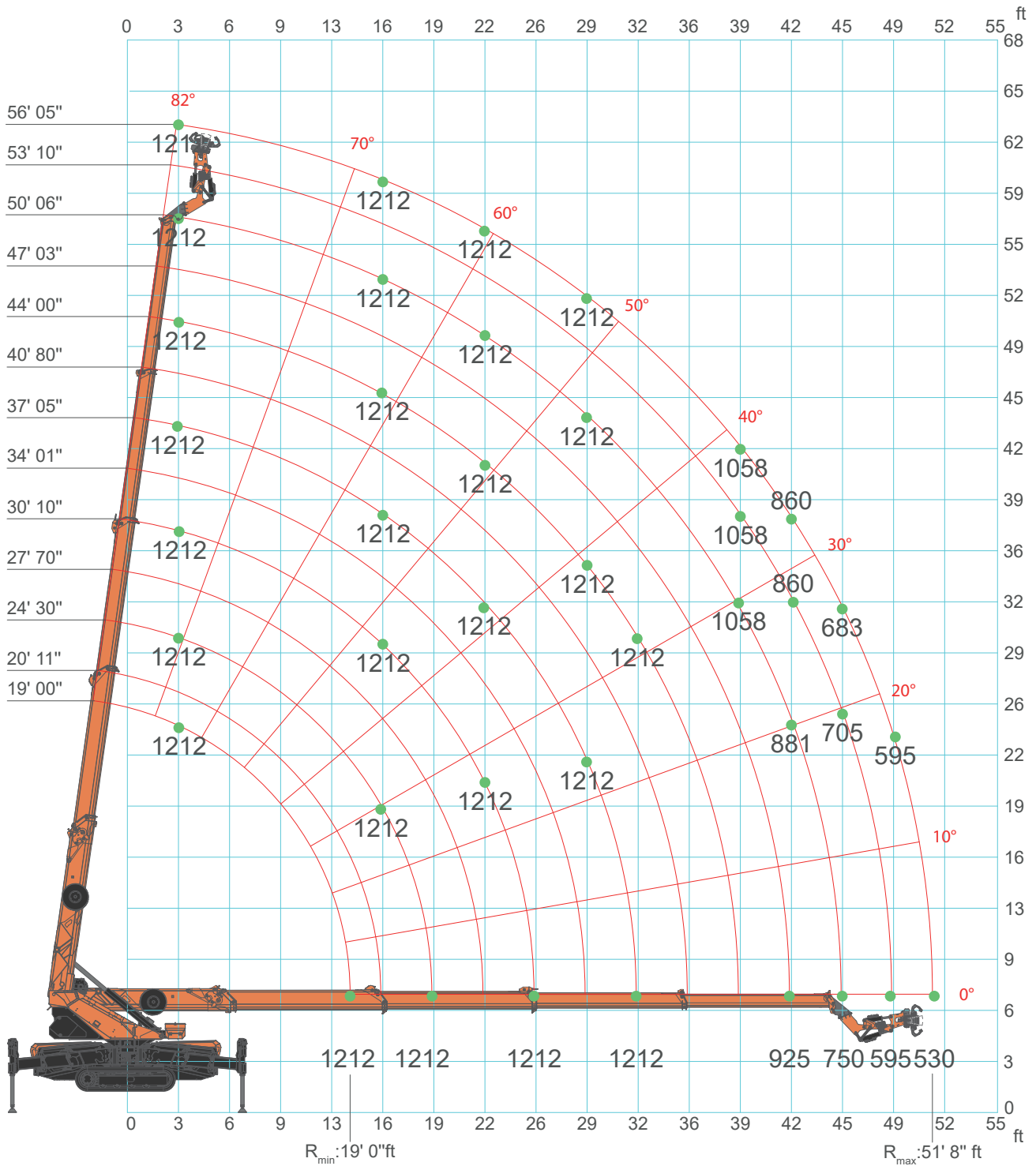
LC650_V101_0321_JIB1200_3H_GANCIO_J5

		CRANE PERFORMANCE: J4			
 	L _j (ft) →	7' 3"	11' 2"	15' 5"	19' 4"
	3' 3"	1,32	1,10	0,88	0,71
	6' 7"	1,32	1,10	0,77	0,66
	9' 10"	1,32	1,10	0,57	0,55
	13' 1"	1,32	1,10	0,53	0,53
	16' 5"	1,10	0,99	0,50	0,50
	19' 8"	0,94	0,88	0,50	0,44
	23' 0"	0,66	0,66	0,50	0,42
	26' 3"	0,52	0,50	0,44	0,39
	29' 6"	0,35	0,35	0,33	0,33
	32' 10"	0,22	0,22	0,22	0,22
	36' 1"	0,11	0,11	0,11	0,11
	↑R (ft)	[sh tn]			

LC650_V101_0321_JIB1200_3H_GANCIO_J4

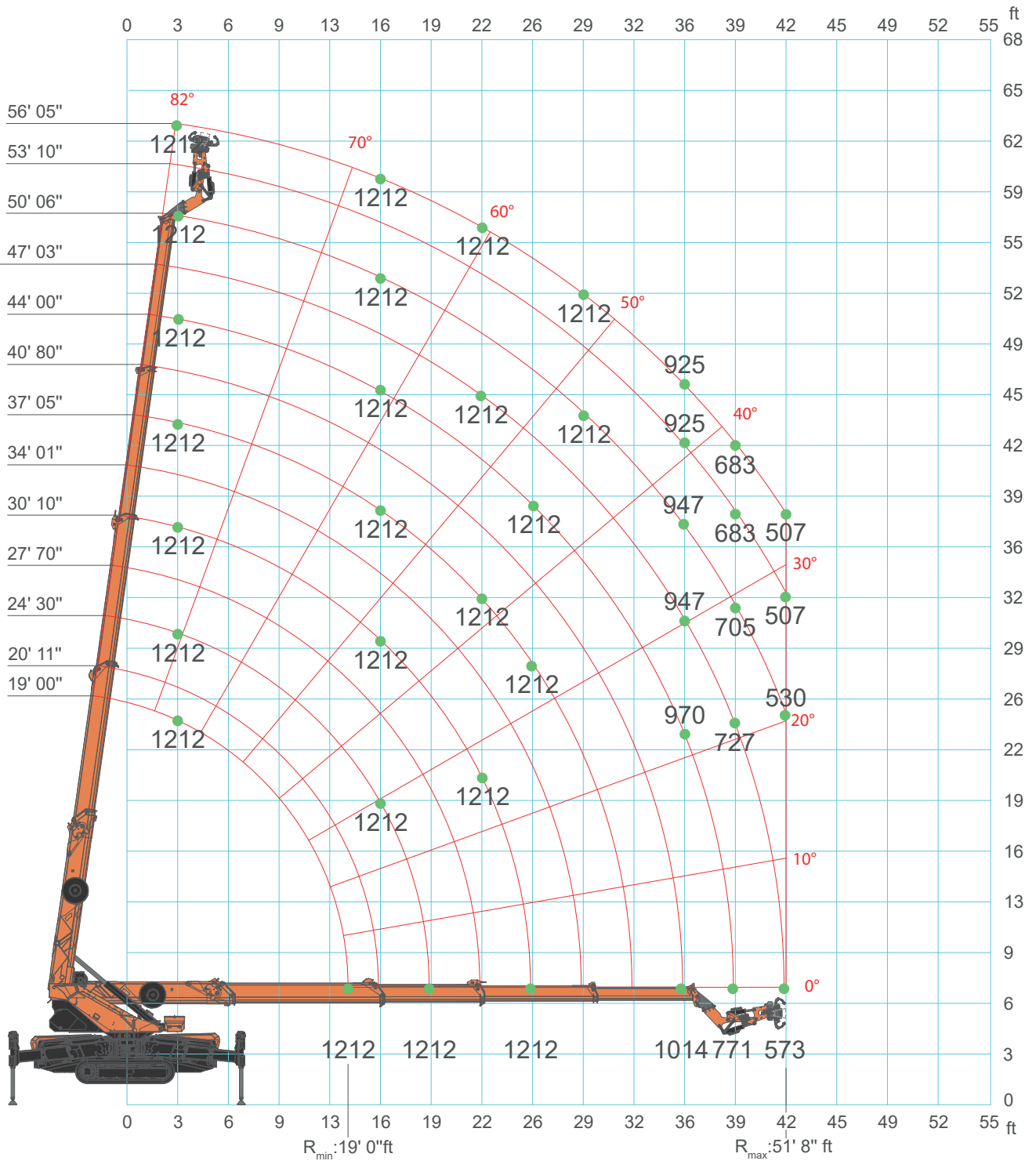
SPX650 - JIB500GR

J7





SPX650 - JIB500GR

J6




SPX650 - JIB500GR

CRANE PERFORMANCE	d = 3' 7"	d = 4' 5"	d = 5' 6"	d = 6' 1"	d = 7' 5"	d = 8' 6"	
							J7
						J6	
				J5			
			J4				
		J3					
J1 - PICK & CARRY							
J0 - No LIFTING CAPACITY							
STABILITY AREA							


CRANE PERFORMANCE: J7													
 													
L_j (ft) →	13'1"	15'1"	18'4"	21'8"	24'1"	28'3"	31'6"	34'9"	38'1"	41'4"	44'7"	47'11"	50'6"
$L+L_j$ (ft) →	19'0"	21'0"	24'3"	27'7"	30'10"	34'1"	37'5"	40'8"	44'0"	47'3"	50'6"	53'10"	56'5"
3'3"	0,60	0,60	0,60	0,60	0,60	0,60	0,60	0,60	0,60	0,60	0,60	0,60	0,60
16'5"	0,60	0,60	0,60	0,60	0,60	0,60	0,60	0,60	0,60	0,60	0,60	0,60	0,60
19'8"			0,60	0,60	0,60	0,60	0,60	0,60	0,60	0,60	0,60	0,60	0,60
23'0"				0,60	0,60	0,60	0,60	0,60	0,60	0,60	0,60	0,60	0,60
26'3"					0,60	0,60	0,60	0,60	0,60	0,60	0,60	0,60	0,60
29'6"						0,60	0,60	0,60	0,60	0,60	0,60	0,60	0,60
32'10"							0,60	0,60	0,60	0,60	0,60	0,60	0,60
36'1"								0,60	0,60	0,60	0,60	0,60	0,60
39'4"									0,60	0,60	0,53	0,53	0,53
42'8"										0,46	0,44	0,43	0,43
45'11"											0,38	0,35	0,34
49'3"												0,30	0,30
51'8"													0,26
↑R(ft)	[sh tn]												

LC650_V104_0222_JIB500GR_3H_GANCIO_J7

SPX650 - JIB500GR



		CRANE PERFORMANCE: J6												
L _j (ft) →		13'1"	15'1"	18'4"	21'8"	24'11"	28'3"	31'6"	34'9"	38'1"	41'4"	44'7"	47'11"	50'6"
L+L _j (ft) →		19'0"	21'0"	24'3"	27'7"	30'10"	34'1"	37'5"	40'8"	44'0"	47'3"	50'6"	53'10"	56'5"
3'3"		0,60	0,60	0,60	0,60	0,60	0,60	0,60	0,60	0,60	0,60	0,60	0,60	0,60
16'5"		0,60	0,60	0,60	0,60	0,60	0,60	0,60	0,60	0,60	0,60	0,60	0,60	0,60
19'8"				0,60	0,60	0,60	0,60	0,60	0,60	0,60	0,60	0,60	0,60	0,60
23'0"					0,60	0,60	0,60	0,60	0,60	0,60	0,60	0,60	0,60	0,60
26'3"						0,60	0,60	0,60	0,60	0,60	0,60	0,60	0,60	0,60
29'6"							0,60	0,60	0,60	0,60	0,60	0,60	0,60	0,60
32'10"								0,60	0,60	0,60	0,53	0,53	0,53	0,53
36'1"									0,50	0,48	0,47	0,46	0,46	0,46
39'4"										0,38	0,36	0,35	0,34	0,34
42'8"											0,28	0,28	0,25	0,25
↑R (ft)	[sh tn]													

LC650_V104_0222_JIB500GR_3H_GANCIO_J6



		CRANE PERFORMANCE: J5												
L _j (ft) →		13'1"	15'1"	18'4"	21'8"	24'11"	28'3"	31'6"	34'9"	38'1"	41'4"	44'7"	47'11"	50'6"
L+L _j (ft) →		19'0"	21'0"	24'3"	27'7"	30'10"	34'1"	37'5"	40'8"	44'0"	47'3"	50'6"	53'10"	56'5"
3'3"		0,60	0,60	0,60	0,60	0,60	0,60	0,60	0,60	0,60	0,60	0,60	0,60	0,60
16'5"			0,60	0,60	0,60	0,60	0,60	0,60	0,60	0,60	0,60	0,60	0,60	0,60
19'8"				0,60	0,60	0,60	0,60	0,60	0,60	0,60	0,60	0,60	0,60	0,60
23'0"					0,60	0,60	0,60	0,60	0,60	0,60	0,60	0,60	0,60	0,60
26'3"						0,60	0,60	0,60	0,60	0,60	0,60	0,60	0,60	0,60
29'6"							0,60	0,60	0,54	0,54	0,54	0,54	0,52	0,50
32'10"								0,43	0,40	0,38	0,38	0,37	0,37	0,37
36'1"									0,30	0,28	0,26	0,26	0,26	0,26
↑R (ft)	[sh tn]													

LC650_V104_0222_JIB500GR_3H_GANCIO_J5

SPX650 - JIB500GR

 		CRANE PERFORMANCE: J4												
L _j (ft) →		13'1"	15'1"	18'4"	21'8"	24'11"	28'3"	31'6"	34'9"	38'1"	41'4"	44'7"	47'11"	50'6"
L+L _j (ft) →		19'0"	21'0"	24'3"	27'7"	30'10"	34'1"	37'5"	40'8"	44'0"	47'3"	50'6"	53'10"	56'5"
3'3"		0,55	0,55	0,55	0,55	0,55	0,55	0,55	0,55	0,55	0,55	0,55	0,55	0,55
16'5"		0,55	0,55	0,55	0,55	0,55	0,55	0,55	0,55	0,55	0,55	0,55	0,55	0,55
19'8"				0,55	0,55	0,55	0,55	0,55	0,55	0,55	0,55	0,55	0,55	0,55
23'0"					0,55	0,55	0,55	0,55	0,55	0,55	0,55	0,55	0,55	0,55
26'3"						0,55	0,55	0,55	0,49	0,49	0,49	0,47	0,45	0,44
29'6"							0,39	0,37	0,35	0,34	0,34	0,34	0,32	0,31
32'10"								0,27	0,25	0,23	0,23	0,22	0,22	0,22
↑R (ft)	[sh tn]													

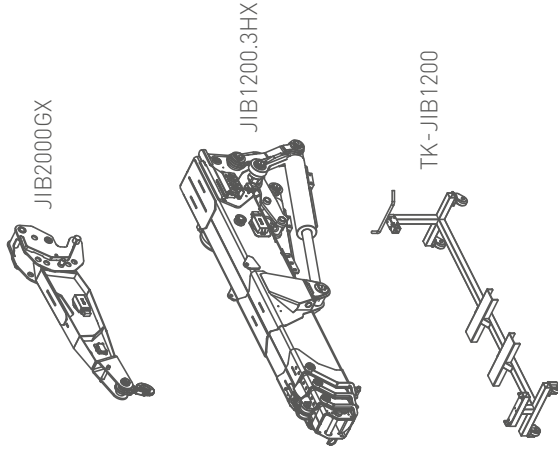
LC650_V104_0222_JIB500GR_3H_GANCIO_J4

 		CRANE PERFORMANCE: J3													
L _j (ft) →		13'1"	15'1"	18'4"	21'8"	24'11"	28'3"	29'6"							
L+L _j (ft) →		19'0"	21'0"	24'3"	27'7"	30'10"	34'1"	35'5"							
3'3"		0,60	0,60	0,60	0,60	0,60	0,60	0,60							
13'1"		0,60	0,60	0,60	0,60	0,60	0,60	0,60							
16'5"			0,60	0,60	0,60	0,60	0,60	0,60							
19'8"				0,52	0,52	0,52	0,52	0,52							
23'0"					0,52	0,50	0,50	0,50							
26'3"						0,37	0,34	0,32							
29'6"							0,23	0,22							
↑R (ft)	[sh tn]														

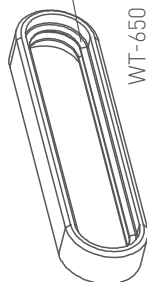
LC650_V104_0222_JIB500GR_3H_GANCIO_J3

ACCESSORIES SPX650CL-2

ATTACHMENTS & TOOLS



LAYOUT



BATTERY CHARGERS



BC-EXT-532-650

BC3-110V60A

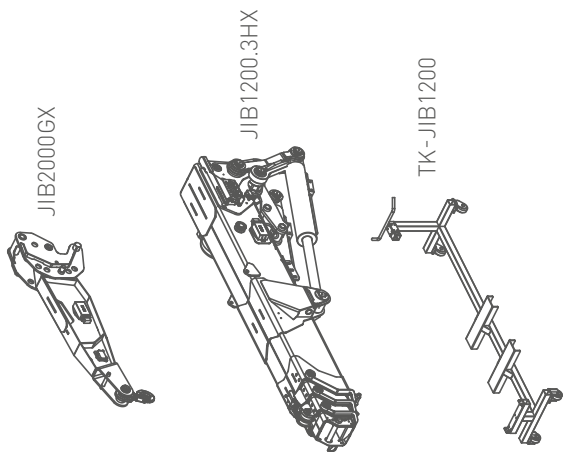
CRANE OPTIONS

J-CONNECT



ACCESSORIES SPX650CDH

ATTACHMENTS & TOOLS



W800.80-2
W800.65-P-2
W800-85-P-2



Pulley Block 6T



VAI



HA-SPX650



LAYOUT



WUK-03.1



ARTIC-OIL-650



4T-D8



WT-650

ELECTRIC POWER PACK



PP230-6.B



PP400-6.B



PP220-4.B

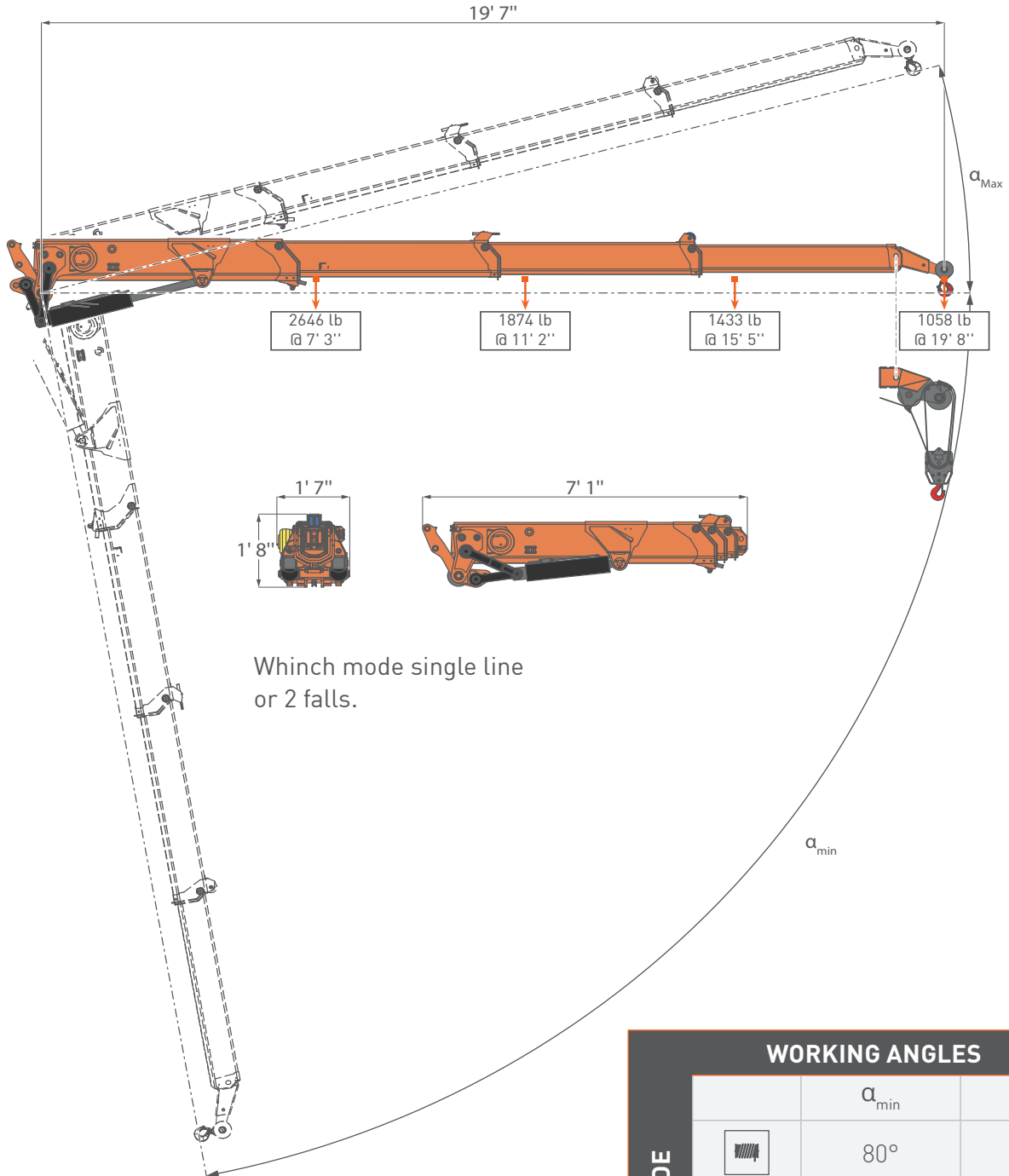
CRANE OPTIONS



J-CONNECT




J-CON
J-CON-Y2
J-CON-NW
3YW-650

ACCESSORIES FEATURES JIB1200.3HX



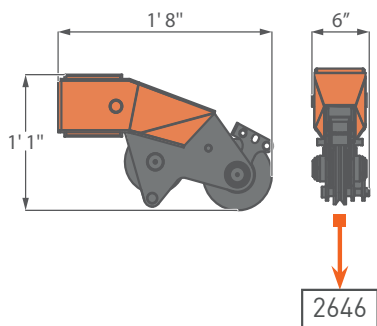
WORKING ANGLES		
	α_{min}	α_{Max}^*
MODE 	80°	-5°
	80°	-15°

*: α_{Max} is intended relative to boom angle.

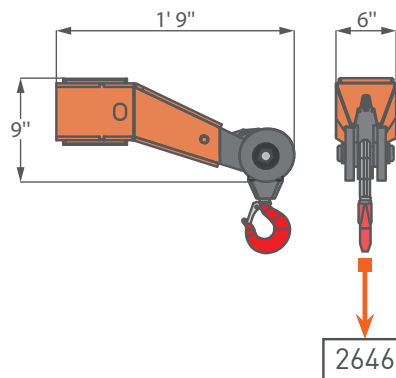
	JIB	JIB1200.3HX	lb	40
---	-----	-------------	----	----

ACCESSORIES FEATURES

JIB TILTING PULLEY HEAD

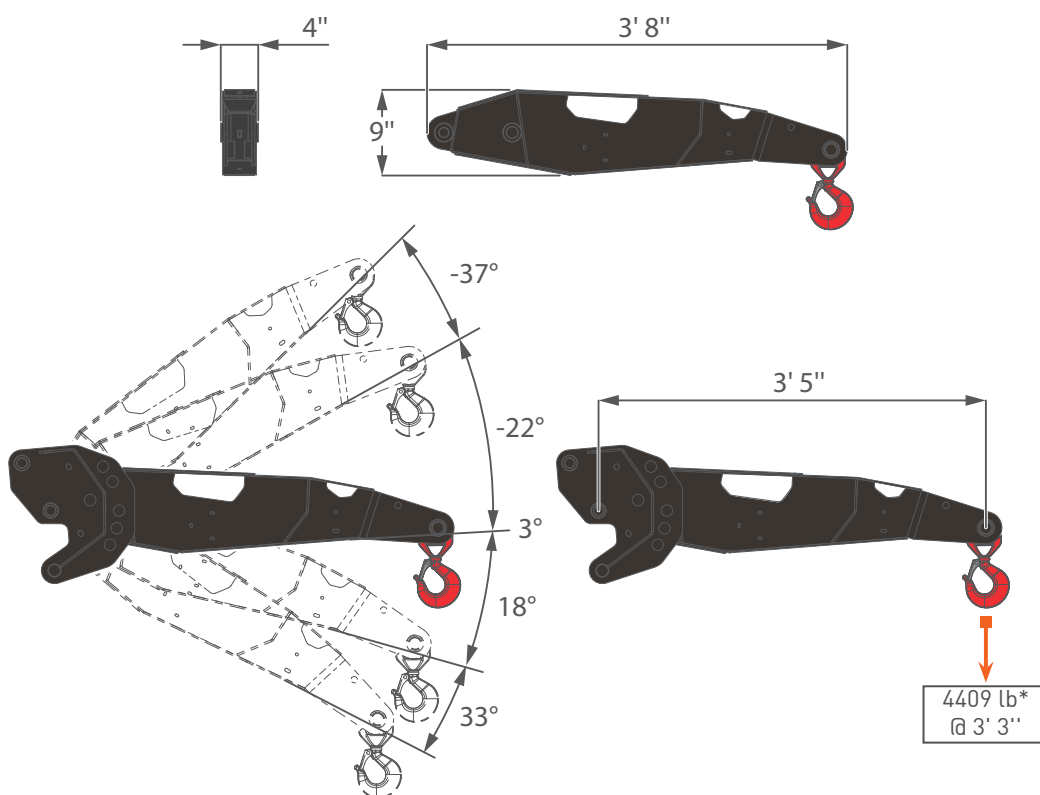


JIB HOOK HEAD






















	JIB	JIB Tilting Pulley Head	lb	40
	JIB	JIB Hook Head	lb	31

JIB2000GX



	JIB	JIB2000.GX	lb	88
--	-----	------------	----	----

SYMBOLS


	Weight		Engine		Boom Angle		Hydraulic Oil
	Counterweight		Main Winch		Boom Length		Back Wheel Loading Point
	Crane		Slewing		Outriggers Mats		Outriggers Setup
	Dimensions		Track Loading		Outrigger Load		Toolbox
	Stabilization Area		Electric Engine		Jib		

REMARKS REFERRING TO LOAD CHART

- The load charts are calculated according to EN 13000.
- For the calculation of the load charts at least a wind speed of 9m/s (33km/h) and regarding the load a sail area of 1m² per ton load and a wind resistance coefficient of 1.2 on the load have been taken into account. For lifting of loads with large sail areas and/or high wind resistance coefficients the maximum wind speed as stated in the load charts has to be reduced.
- Lifting capacities are given in kilograms.
- The weight of the hook blocks and hooks is part of the load and therefore it must be deducted from the lifting capacities.
- Working radii are measured from the slewing centre.
- The lifting capacities given for the telescopic boom apply if the folding jib is removed.
- Subject to modification of lifting capacities.

**YOUR
JEKKO
DEALER**

EN All specifications and features herein described can be changed without prior advice. All indicated data are indicative only and are not binding as crane performs differently depending on its use. **IT** Tutte le caratteristiche e le specifiche descritte possono essere soggette a variazioni senza preavviso. Tutti i dati riportati sono forniti a puro titolo informativo e non sono impegnativi dal momento che le prestazioni della macchina variano in funzione dell'utilizzo. **DE** Unangekündigte Änderungen sämtlicher Eigenschaften und Daten sind möglich. Alle Angaben sind Richtwerte und nicht verbindlich da die Leistungen der Vorrichtung von deren Einsatz abhängen. **ES** Todas las características y las especificaciones aquí indicadas pueden ser sujetas a variaciones sin aviso. Se dan todos los datos aquí indicados como simples informaciones. No se consideran como vinculantes, dado que las prestaciones del maquinario pueden variar. **FR** Toutes les caractéristiques et le spécifications descriptives peut être sujet à variation sans préavis. Tout les données rapportés sont fournis à titre informatif et ne sont pas engager au moment que la prestation de la machine change en fonction de l'emploi.



www.jekko-cranes.com

Visit **jekko-cranes.com** to keep in contact with us, discover all the latest news and find out technical details of all our products.



Jekko s.r.l.

Via Campardone, 1 - 31014 Colle Umberto (TV) - Italy
info@jekko.it - www.jekko-cranes.com

SERIAL NUMBER:

20.01.2023 | Rev. 8